

INFRINGEMENT REVIEW APPLICATION FORM

Applicant Details	
Name:	
Address:	Street/Road Name: Town: Postcode:
Phone:	
Email:	
Postal Address: (if different from above)	Street/Road Name: Town: Postcode:

Infringement Type			
<input type="checkbox"/> Animal	<input type="checkbox"/> Parking	<input type="checkbox"/> Local Law	<input type="checkbox"/> Fire Prevention
Infringement No.:		Date of Offence:	

I _____ wish to apply for a review of the infringement as detailed above.

Grounds for Review (please tick one box)

Contrary to Law	<input type="checkbox"/>	Issued in error or issued under wrong law.
Mistaken Identity	<input type="checkbox"/>	Not the person who committed offence. NOTE: A vehicle owner is deemed to be the offender unless they provide a statutory declaration naming the person who was in charge of the vehicle.
Person Unaware	<input type="checkbox"/>	A person, within 14 days of becoming aware of the issued infringement, must apply for a review. To be eligible a person must have changed their address with VicRoads within 14 days of moving (if applicable).
Special Circumstances	<input type="checkbox"/>	Persons with a mental or intellectual disability, disorder, disease or illness; a serious addiction to drugs, alcohol or a volatile substance; or are homeless and could not control or understand their offending conduct because of their situation. NOTE: Requires documented proof to substantiate claim. A victim of family violence (please refer to the Family Violence Scheme information at Fines Victoria website).
Exceptional Circumstances	<input type="checkbox"/>	Any other circumstances an applicant believes justifies an internal review. NOTE: Refer to fact sheet on invalid reasons for parking infringement review.



Business Centre:
Brown Street, Hamilton 3300
Telephone: (03) 5573 0444
Facsimile: (03) 5572 2910
TTY: (03) 5573 0458

Address all correspondence to:
Locked Bag 685, Hamilton, Vic, 3300
council@sthgrampians.vic.gov.au
www.sthgrampians.vic.gov.au

Reason for Request:

A copy of the infringement notice must be attached to this application.			
Signature:		Date:	

You will receive a written response by mail to your postal address advising you of the outcome of your review, in accordance with the *Infringement Act 2006*.

Privacy Collection Statement

The personal information requested on this form is being collected by the Southern Grampians Shire Council for the purpose of processing your Permit Application. The personal information provided is for the use of the Local Laws Unit and the applicant may apply to the Southern Grampians Shire Council for access and/or amendment of the information. Your personal information will not be disclosed to any external party without your consent, unless required or authorised by law.

The following information is provided in relation to Parking Infringements

Parking Infringement Reviews - Invalid Reasons

Parking laws exist to ensure the safe and fair use of Victoria's roads for the benefit of everyone.

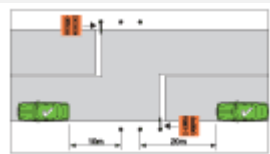
Your Responsibility

As a licensed driver, you are expected to be aware of the Road Rules and adhere to them at all times. Failure to obey the Road Rules can lead to the issuing of a parking infringement. If this infringement is not paid, statutory costs and legal action may result.

Requesting a Review

Some common situations where people issued with an Infringement Notice ask for review of the Infringement Notice because of "exceptional circumstances", and the likely outcome of such a review, are detailed hereunder. While each case will be reviewed on its own merits based on the information provided, you should consider the following information prior to requesting a review.

Children's Crossing



Stopping or parking your vehicle too close to a children's crossing may mean that a child entering the crossing can't see or be seen by an approaching car. When a children's crossing is in operation (i.e. when the flags are displayed), you must not stop or park within 20 metres of the crossing on the approach side and 10 metres of the crossing on the departure side. This means that even stopping momentarily to let a child out or pick a child up is an offence. These restrictions do not apply when the crossing is not operating and the flags are not displayed.

The following appeals **would not** be considered valid reasons for withdrawal of parking infringements:

- *I wanted to drop my children as close to the gate as possible.*

Parking for Too Long



Time limits are set on parking spaces to allow as many people as possible to have access to an area. Where a parking control sign applies to a length of road or an area, you must not park there continuously for longer than the period allowed.

If you want to stay longer, you must move your vehicle out of the area between the two signs and into another parking area. Putting more money in the meter does not cancel out your obligation to move after the time limit is up, nor will moving to another bay within the same parking area save you from an infringement penalty.

The following appeals **would not** be considered valid reasons for withdrawal of parking infringements:

- *I moved from one bay into another, next to or in the same signed area.*

Meters or Ticket Machine



If the meter or ticket machine is broken and cannot display how long you have been there, you are still only entitled to park for the prescribed length of time.

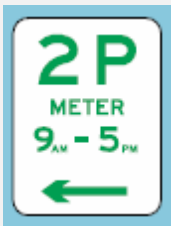
You must pay for parking as prescribed. The onus is on the driver to ensure that they have sufficient monies to cover the cost of parking and ensure that the time paid for is sufficient.

When reporting faulty ticket machines, please be aware that in most instances parking facilities have a number of machines. You must endeavour to purchase a ticket from a working machine.

The following appeals **would not** be considered valid reasons for withdrawal of parking infringements:

- *The meter was broken so I thought I could stay as long as I want.*
- *Assumed the meter was not working.*
- *Running late, or being in a hurry, or being delayed at an appointment.*
- *Went to get change or ran out of change.*
- *Only stopped for a minute*
- *Tried to put coin in meter once and did not register*
- *Did not know I had to put money in a meter*

Signs



Parking signs can apply to a length of road, an area or a car park. It is important that you look for signs when entering any street or car park. They may not be right next to your car. If a sign is located at a distance from your vehicle, you should leave your vehicle and move to a point from which you can clearly read every panel of the sign to ensure that the position in which you have chosen to park is legal.

The following appeals **would not** be considered valid reasons for withdrawal of parking infringements:

- *Poor visibility due to weather.*
- *Not noticing a sign.*
- *Reading only part of a multi-panel sign.*
- *Being unable to read the sign from the front seat of the car.*
- *Forgetting to read the sign because you were concentrating on other things.*
- *Not noticing that a sign/restriction had been changed.*
- *Being new to the area and unfamiliar with the restrictions. This applies regardless of whether the driver is from Victoria, interstate or overseas.*



'No Stopping' versus 'No Parking'



No Stopping means no stopping at all - even if you are only letting someone out of the car, and regardless of whether you leave the engine running and stay in the car. Stopping on a length of road to which a 'No Stopping' sign applies is an offence, unless you are outside the times specified on the sign. You must not stop where there is a continuous yellow line painted on the edge of the road.



No Parking means a driver must not stop on a length of road or in an area to which a no parking sign applies, unless the driver is dropping off or picking up, passengers or goods. The driver cannot leave the vehicle unattended and must complete the stop within 2 minutes or in accordance with what the sign indicates.

The following appeals **would not** be considered valid reasons for withdrawal of parking infringements:

No Stopping

- *I only stopped to let my passenger out. I only stopped for 2 minutes.*

No Parking

- *I only left my vehicle to get my passengers or retrieve the goods.*

Loading Zones



You can only stop in a Loading Zone if you are driving:

- A truck or a G-classified vehicle that is constructed mainly for carrying goods or loads (not a sedan, station wagon or motorbike).
- A public passenger vehicle or taxi.
- A courier or delivery vehicle permanently marked in the way specified by the Regulations (ask Council or VicRoads), and you are actually loading or delivering goods or picking up or setting down people. You can't park your truck in a Loading Zone just because it's a truck. If there is no time limit on the sign, you can stop for a maximum of 30 minutes.

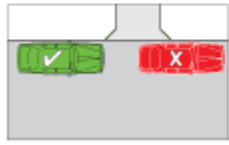
The following appeals **would not** be considered valid reasons for withdrawal of parking infringements:

- *Privately registered vehicle stopped for a couple of minutes to drop off or pick-up passengers or goods.*
- *Privately registered vehicles used for business purposes*

Parking Correctly



It is an offence to double park. When parking in a two-way street you must park on the left hand side of the road. Your vehicle must face the direction of travel. You must park within the marked lines of the parking bay.



A driver cannot stop on a bicycle path, footpath, shared path, dividing strip, or a nature strip adjacent to a length of road in a built-up area, unless there is permissive signage. Please note, Council's Local Laws also prohibit the sale of vehicles on roads or Council controlled land.

The following appeals **would not** be considered valid reasons for withdrawal of parking infringements:

- *Stopped for a brief period.*
- *No one objected to me parking there.*
- *It is my driveway and I am not obstructing anyone.*
- *There was still room for a person to get through.*
- *I always park on the nature strip for safety because the road is busy.*
- *I have always parked on the nature strip.*
- *I parked my car on the nature strip so that people could see that it was for sale.*

Disabled Parking



There are two types of parking permits for people with disabilities. One is blue-on-white and the other green-on-white and both are issued by local Councils in accordance with State guidelines.

A disabled parking space can only be used by someone with a blue-on-white disabled parking permit, or by a driver who is parking the car so that the disabled permit holder can get in or out of the car. Permits are only valid when the disabled person is travelling in the vehicle.

A person with disabilities who holds only a green-on-white permit, or who does not hold any permit, must not park in signed blue disabled parking bays. Holders of either permit can park for twice the time normally allowed in ordinary parking spaces. A disabled parking permit must be displayed at the left side or centre of the front windscreen, so that the permit number and expiry date can be seen from outside.

The driver must give his/her name and address and produce his/her driver's licence and the permit when asked to do so by an authorised officer.

The following appeals **would not** be considered valid reasons for withdrawal of parking infringements:

- *I hold green-on-white permit, but there were only blue on white parks available.*