

SOUTHERN GRAMPIANS SHIRE COUNCIL

RECREATION AND LEISURE STRATEGIC PLAN

2019–2029

VOLUME 2:
RESEARCH AND
CONSULTATION



OTIUM PLANNING GROUP PTY LTD



Head Office:

Level 6
60 Albert Road
South Melbourne VIC 3205
Phone: (03) 9698 7300
Email: vic@otiumplanning.com.au
Web: www.otiumplanning.com.au
ABN: 30 605 962 169
CAN: 605 962 169

Contact: Kate Maddock
Phone: 0419 316 540
Email: kate@otiumplanning.com.au

Otium Planning Group has offices in:

- Auckland
- Brisbane
- Cairns
- Christchurch
- Darwin
- Melbourne
- Perth
- Sydney

OPG, IVG and PTA Partnership has offices in Hong Kong, Shenzhen, Shanghai and Beijing



SPORT + LEISURE

Document History

Document Version	Date	Checked	Distribution	Recipient
Work in Progress	11-04-2018	Kate Maddock	Robyn Bowen	Melanie Starr
Draft Report	02, 05, 11-07-18, 10,11-10-18	Kate Maddock	Robyn Bowen	Melanie Starr
Final Draft	05-04-2019		Robyn Bowen	Melanie Starr
Final	24-05-2019		Robyn Bowen	Melanie Starr

© 2019 Otium Planning Group Pty. Ltd. This document may only be used for the purposes for which it was commissioned and in accordance with the terms of engagement for the commission.



The development of the Southern Grampians Shire Council Recreation and Leisure Strategic Plan was supported by a Community Sport Infrastructure Fund Planning grant from the Victorian Government.

RECREATION & LEISURE STRATEGIC PLAN

TABLE OF CONTENTS



1.	Introduction and Background	1
1.1	Project Aim	1
1.2	Recreation & Leisure Strategic Plan Project Documents	1
1.3	Project Outputs	2
1.4	Project Methodology	3
1.5	Demographic Profile and Population Trends	5
1.5.1	Gender Population Trends	5
1.5.2	Age Population Trends	5
1.5.3	Country of Birth	6
1.5.4	Languages Spoken at Home	7
1.5.5	Residents Income Levels	7
1.5.6	Vehicle Ownership	8
1.5.7	SEIFA Index of Disadvantage	9
1.5.8	Future Population Predictions	9
1.6	Review of Relevant Documents	10
1.6.1	Strategic Document and Policy Review	11
1.6.2	Relevant Documents from Other Organisations	20
1.6.3	Environmentally Sustainable Design and Universal Design Principles	24
1.6.4	Healthy by Design - A guide to planning active living environments	24
2.	Sports Requirements and Standards	26
2.1	Australian Rules Football	26
2.2	Cricket	27
2.3	Hockey	29
2.4	Netball	30
2.5	Soccer (Football)	31
2.6	Tennis	32
2.7	Sports Lighting Standards	33
3.	Sport and Recreation Participation and Trends	35
3.1	Sport and Recreation Participation Trends	35
3.1.1	Adult Sport Participation Rates	35
3.1.2	Adult Sport Participation Rates by Activity	36
3.1.3	Motivations for Participation (Adults)	38
3.1.4	Children's Sport Participation Rates	39
3.1.5	Children's Sport Participation Rates by Activity	39
3.1.6	Facilities Used for Sport and Recreation	41
3.2	Organised Sport and Physical Activity Participation	42
3.3	Participation in Physical Activity in Southern Grampians	43
3.4	Trends Impacting on Sport and Recreation Participation and Facilities	44
3.4.1	Australian Sports Commission Reports	46
4.	Sport and Recreation Facility Inventory	48
4.1	Assets Overview	48
4.2	Facility Location, Distribution and Type	48

RECREATION & LEISURE STRATEGIC PLAN



4.3	Facilities by Activity Type	54
4.4	Sport and Recreation Clubs, Groups and Activities	55
4.5	Land Ownership and Land Management	55
4.6	Sport and Recreation Facilities Hierarchy	55
4.6.1	Sport Facility Hierarchy Definitions	56
4.6.2	Recreation Facility Hierarchy Definitions	57
5.	Project Surveys	59
5.1	Public Survey	59
5.1.1	Respondent Profile	59
5.1.2	Current Participation in Sport, Recreation or Physical Activities	60
5.1.3	Reasons for Non-Participation	63
5.1.4	Further Participation in Sport, Recreation or Physical Activities	64
5.1.5	Facility Usage	65
5.1.6	Rating of Facilities Used	66
5.1.7	Future Participation - Facilities and Programs	67
5.1.8	Additional Comments	69
5.2	Club and Organisation Survey	72
5.2.1	Respondent Profile	72
5.2.2	Participation Numbers	72
5.2.3	Current Membership Situation	76
5.2.4	Existing Facilities	76
5.2.5	Standard of Current Facilities	78
5.2.6	Competition Requirements	80
5.2.7	Maintenance Responsibilities at Main Facility	80
5.2.8	Future Club and Organisation Funded Improvements	83
5.2.9	Current and Future Issues	83
5.2.10	Future Support & Assistance Sought	84
5.2.11	Additional Comments	84
5.3	School Survey	86
5.3.1	Current Sport and Recreation Facilities	86
5.3.2	Community Use of School Facilities	86
5.3.3	External Sports and Recreation Facilities	86
5.3.4	Future Facility Development	88
5.3.5	Further Comments	89
6.	Key Stakeholder Consultations	90
6.1	Key Stakeholder Interview Feedback	90
6.1.1	Sport and Recreation Victoria	91
6.1.2	Department of Environment, Land, Water & Planning	92
6.1.3	GWMWater - Rocklands Reservoir	92
6.1.4	Consultations with Regional and / or Peak Sporting Bodies	93
6.1.5	Councillor Forum and Submission	99
6.1.6	Council Officer Consultations	101



RECREATION & LEISURE STRATEGIC PLAN

6.1.7	Project Reference Group	106
6.1.8	Community & Health Sector	107
6.2	Key Informant & Forum Feedback	109
6.2.1	Positive Feedback about Facilities and Services	110
6.2.2	Issues and Gaps in Facilities and Services	111
6.2.3	Future Needs and Improvements with Facilities and Services	112
6.3	Consultations for Development of Masterplans	113
6.3.1	Pedrina Park Masterplan Consultation Session	114
6.3.2	Lake Hamilton Masterplan Consultation Session	115
6.4	Community / Public Forums	117
6.4.1	Positive Feedback about Facilities and Services	117
6.4.2	Issues and Gaps in Facilities and Services	118
6.4.3	Future Needs and Improvements with Facilities and Services	118
6.5	Youth Café Consultations	119
6.5.1	Best Things about Sport, Recreation & Leisure in Southern Grampians Shire	119
6.5.2	What is Wrong with Sport, Recreation & Leisure in Southern Grampians Shire?	120
6.5.3	Future Improvements and Opportunities from Youth Cafés	120
6.6	Interviews with Selected Neighbouring LGAs	121
6.6.1	Ararat Rural City Council	122
6.6.2	Horsham Rural City Council	122
6.6.3	Glenelg Shire Council	123
6.6.4	Moyne Shire Council	123
6.6.5	Northern Grampians Shire Council	124
6.6.6	Warrnambool City Council	124
7.	Warranties and Disclaimers	126

DIRECTORY OF TABLES

Table 1	Project Key Localities	2
Table 2	Project Methodology	3
Table 3	Residents Gender Comparison 2011 to 2016	5
Table 4	Residents Age Group Comparison 2011 to 2016	5
Table 5	Residents Most Common Countries of Birth	7
Table 6	Residents Languages Spoken at Home	7
Table 7	Residents Weekly Individual Income Levels	8
Table 8	Residents Vehicle Ownership	8
Table 9	SEIFA - Index of Relative Socio-Economic Disadvantage	9
Table 10	Southern Grampians Shire Council Future Population Predictions	9
Table 11	Southern Grampians Shire Council Future Age Distribution Predictions	10
Table 12	Summary of Relevant Southern Grampians Shire Council Documents	13
Table 13	Summary of Documents Reviewed from Other Organisations	21
Table 14	Australian Football League Facility Hierarchy	26
Table 15	Key Cricket Facility Components by Hierarchy	28
Table 16	Netball Victoria Facilities Manual - Key Components	30
Table 17	Tennis Australia Facility Hierarchy	32
Table 18	Tennis Australia Key Selected Hierarchy Facility Components	33
Table 19	Victorian Adult Participation by Activity for July 2016 - June 2017 & October 2015 - September 2016	36
Table 20	Top Ten Activities National Compared to Victoria July 2016 to June 2017	37
Table 21	Adult Participation in Victoria by Gender and Activity	37



RECREATION & LEISURE STRATEGIC PLAN

Table 22 Children’s Participation for Victoria by Activity for July 2016 - June 2017 & October 2015 - September 2016	39
Table 23 Top Ten Activities National Compared to Victoria July 2016 to June 2017	40
Table 24 Children’s Participation in Victoria by Gender and Activity	40
Table 25 Southern Grampians Shire Council Towns and Localities Facility Provision	50
Table 26 Sport Facility Hierarchy Definitions	56
Table 27 Recreation Facility Hierarchy Definitions	57
Table 28 Public Survey Respondent Sample	59
Table 29 Public Survey Participation in Sport, Recreation and Physical Activities by Gender	60
Table 30 Public Survey Most Commonly Identified Activities	61
Table 31 Top Ten Activities SGSC Survey Respondents Compared to Victoria	62
Table 32 Participation in Past 12 Months by Gender and Activity	62
Table 33 Public Survey Frequency of Participation	63
Table 34 Public Survey Reasons for Non-Participation in Sport, Recreation or Physical Activities	63
Table 35 Participation in New Sport, Recreation and Physical Activities	64
Table 36 New Sport, Recreation or Physical Activity Participation	65
Table 37 Facilities Used	65
Table 38 Areas that Require Improvement	67
Table 39 Feedback Regarding Current Facilities	69
Table 40 Feedback Regarding Future Facilities	70
Table 41 Feedback Regarding Future Services	71
Table 42 Current Membership Status	76
Table 43 Main Facilities Used	76
Table 44 Main (Home) Facilities Identified as Needing Improvement	79
Table 45 Second & Third Facilities Identified as Needing Improvement	80
Table 46 Facilities Meet Competition Requirements	80
Table 47 Top Ten Responses - Current & Future Issues	83
Table 48 Top Facility, Membership & Operations Issues - Current & Future	83
Table 49 Areas for Future Assistance	84
Table 50 Additional Comments Regarding Current Facilities	84
Table 51 Additional Comments Regarding Future Facilities	85
Table 52 School Survey Respondents	86
Table 53 Key Stakeholder Organisations / Participants	90
Table 54 Issues and Gaps with Facilities and Services - Councillor Forum / Submissions	100
Table 55 Future Needs and Opportunities with Facilities and Services - Councillor Forum / Submissions	100
Table 56 Positive Feedback About Services - Council Officer Forums	102
Table 57 Issues and Gaps with Facilities and Services - Council Officer Forums	103
Table 58 Future Needs and Opportunities with Facilities and Services - Council Officer Forums	104
Table 59 Issues and Gaps with Facilities and Services - Project Reference Group	106
Table 60 Future Needs & Opportunities with Facilities and Services - Project Reference Group	107
Table 61 Positive Feedback About Facilities and Services - Community & Health Sector Forums	107
Table 62 Issues and Gaps with Facilities and Services - Community & Health Sector Forums	108
Table 63 Future Needs & Opportunities with Facilities & Services - Community & Health Sector Forums	109
Table 64 Participating Organisations at the Forums	110
Table 65 Positive Feedback About Services - Clubs & Associations	110
Table 66 Issues and Gaps with Facilities and Services - Clubs & Associations	111
Table 67 Future Needs & Opportunities with Facilities & Services - Clubs & Associations	112
Table 68 Participating Clubs and Groups in Masterplan Consultations	113
Table 69 Pedrina Park - Issues and Gaps	114
Table 70 Pedrina Park - Future Needs & Opportunities	115
Table 71 Lake Hamilton - Future Needs & Opportunities	116
Table 72 Issues and Gaps with Facilities and Services - Community & Public Forums	118
Table 73 Future Needs and Opportunities with Facilities & Services - Community & Public Forums	119
Table 74 Youth Cafés - Best Things about Sport, Recreation and Leisure	119
Table 75 Youth Cafés - What is Wrong with Sport, Recreation & Leisure	120
Table 76 Youth Cafés - Making things Better with Sport, Recreation & Leisure	121

RECREATION & LEISURE STRATEGIC PLAN





RECREATION & LEISURE STRATEGIC PLAN

DIRECTORY OF FIGURES

Figure 1 Southern Grampians Shire Council Map	3
Figure 2 Southern Grampians Shire Council Policy and Strategic Context	12
Figure 3 Victorian Participation by Age and Gender	36
Figure 4 Victorian Adults Top Motivations for Participation by Age Group	38
Figure 5 Organisations / Venue Use (Adults) in Victoria	42
Figure 6 Southern Grampians Physical Activity Comparison	43
Figure 7 Towns and Locations with Sport and Recreation Facilities	49
Figure 8 Map of Sport & Recreation Facilities - Townships & Localities	52
Figure 9 Map of Sport & Recreation Facilities - Hamilton & Surrounding Areas	53
Figure 10 Facility Hierarchy	56
Figure 11 Participation in Sport, Recreation and Physical Activities by Age & Gender	60
Figure 12 Participation in New Sport, Recreation and Physical Activities by Age & Gender	64
Figure 13 Rating of Sport and Recreation Facilities	66
Figure 14 Would Facilities / Spaces or Programs Encourage More Participation	68
Figure 15 Facilities or Programs to Encourage Future Participation	68
Figure 16 Senior Female Participant Numbers	72
Figure 17 Senior Male Numbers	73
Figure 18 Junior Female Numbers	74
Figure 19 Junior Male Numbers	74
Figure 20 Female Volunteer Numbers	75
Figure 21 Male Volunteer Numbers	75
Figure 22 Current Usage Arrangements of Main Facility	77
Figure 23 Other Facilities Used	78
Figure 24 Standard of 2 nd & 3 rd Facilities Used by clubs / Organisations	79
Figure 25 Grounds Maintenance	81
Figure 26 Grounds Maintenance - Combinations	81
Figure 27 Building and Facility Maintenance	82
Figure 28 Building and Facility Maintenance - Combinations	82
Figure 29 Reasons for Schools Utilisation of Outdoor Sport & Recreation Facilities	88
Figure 30 Netball Victoria Membership by Category for Southern Grampians Shire	98

APPENDICES

Appendix 1 - Asset Management Principles	127
Appendix 2 - Principles and Objectives - Leisure Services Strategic Plan 2006	128
Appendix 3 - SGSC Sport and Recreation Facility Inventory	129
Appendix 4 - Public Survey Additional Comments	141
Appendix 5 - Club / Organisation Survey - List of Improvements at Facilities	148
Appendix 6 - Club / Organisation Survey - Future Improvements and Capital Works Projects	149
Appendix 7 - Club and Organisation Survey Additional Comments	150
Appendix 8 - School Survey Additional Comments	152
Appendix 9 - List of Representatives - Consultations and Interviews	153
Appendix 10 - New and More Facilities - Youth Cafés	155
Appendix 11 - AFL Victoria Membership Trends - Southern Grampians Shire	156



1. Introduction and Background

The Southern Grampians Shire Council is developing a *Recreation and Leisure Strategic Plan* to guide Council and the community in the provision and development of recreation and leisure facilities and services.

The Southern Grampians Shire Council's previous strategy, *Leisure Service Strategic Plan 2006*, provided new directions and priorities for the provision of recreational and sporting facilities and services for 10 years and beyond. The recreation and leisure needs of the Southern Grampians community continues to change and evolve and many of the actions of that plan have been achieved. Council has determined that it is therefore timely for the development of the *Recreation and Leisure Strategic Plan* that will continue to guide Council in meeting the immediate and long term recreation and leisure needs of the community.

The *Southern Grampians Recreation and Leisure Strategic Plan* will be embedded into and support the Southern Grampians Health and Wellbeing Plan 2017 - 2020 (SGHWP). Recreation and leisure has a significant role to play in improving the health and wellbeing outcomes of the Southern Grampians community. Establishing the *Recreation and Leisure Strategic Plan* as a sub plan of the Municipal Health and Wellbeing Plan will realise and maximise the role of recreation and leisure in improving the health and wellbeing of the community.

Council appointed Otium Planning Group Pty Ltd (OPG) in conjunction with SportEng and Peddle Thorp Architects to work with the community, Council and key stakeholders to develop the *Recreation and Leisure Strategic Plan*.

1.1 Project Aim

The project aim is to develop the:

... Recreation and Leisure Strategic Plan is to provide Southern Grampians Shire Council with a document that is directly aligned with the Southern Grampians Health and Wellbeing Plans 2017 - 2021 and 2021 - 2025, guiding the planning, provision and promotion of sport and leisure and contributing to the health and wellbeing of the community.

1.2 Recreation & Leisure Strategic Plan Project Documents

The Southern Grampians Shire Council *Recreation and Leisure Strategic Plan* comprises four volumes of information. This report provides the studies detailed background information as follows:

- Section One: Introduction and Background
- Section Two: Sport Requirements and Standards
- Section Three: Sport and Recreation Participation and Trends
- Section Four: Sport and Recreation Facility Inventory
- Section Five: Facilities and Services Surveys
- Section Six: Key Stakeholder Consultations
- Appendices: Supporting Information

Volume One: The Plan and Recommendations includes:

- Section One: Introduction and Background Information
- Section Two: Research and Consultation Findings
- Section Three: Sport and Recreation Facility Inventory
- Section Four: Current Infrastructure Upgrades and Planning
- Section Five: The Strategic Plan and Recommendations
- Appendices: Supporting Information



The detailed information for the project Masterplans for Pedrina Park and Lake Hamilton are provided in Volume Three: Masterplans - Lake Hamilton and Pedrina Park.

Volume Four presents the strategies and recommendations by priority and must be read in conjunction with this Volume One, particularly Section Four Current Infrastructure Upgrades and Planning and Section Five Strategic Plan and Recommendations.

In addition, audits were undertaken on Council nominated facilities and the detailed results have been utilised to inform the development of strategies and recommendations relating to these facilities and included in Sections Four and Five of Volume One. It is important to note that at some facilities not all components were included in the audits.

1.3 Project Outputs

The key project outputs to meet the project aim and objectives include:

- Summary of Key Findings - Research and Consultation Report that summarises the research findings, issues and opportunities from Stages One - Three.
- A comprehensive report detailing project research, audit information and findings including the identification of future priorities for sport and leisure facilities and services will also be key outputs.
- Draft *Recreation and Leisure Strategic Plan*, including an initial 3 year implementation plan. The plan will be supported by a background volume - Issues and Opportunities Report.
- Final *Recreation and Leisure Strategic Plan* presented in accordance with the agreed methodology, including presentations to the Project Reference Group, Senior Leadership/Executive Leadership Teams, and Council briefing.

Southern Grampians Shire Council identified the following localities associated with the project based on the population and / or provision of sport and recreation facilities.

Table 1 Project Key Localities

Localities			
Balmoral	Branxholme	Byaduk	Cavendish
Coleraine	Dunkeld	Glenthompson	Hamilton
Penshurst	Pigeon Ponds	Tarrington	

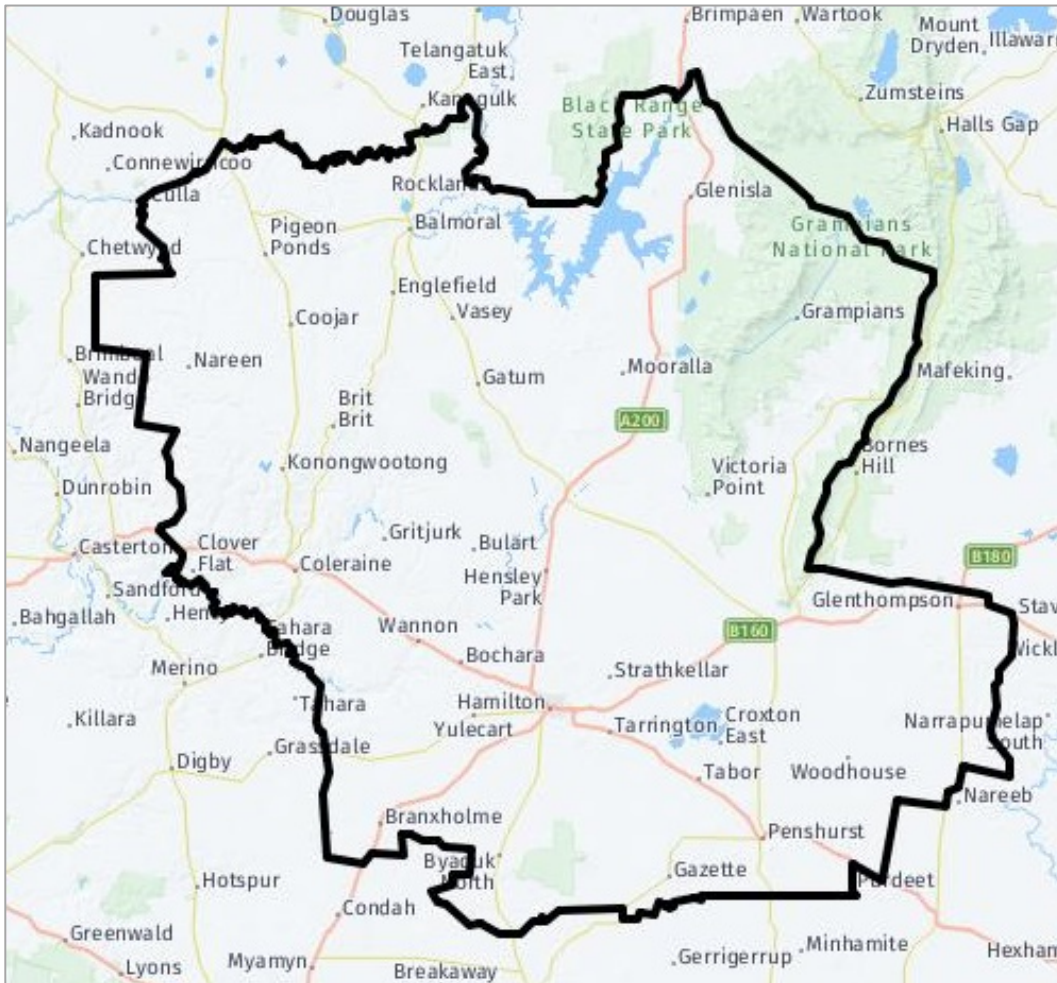


Figure 1 Southern Grampians Shire Council Map

Source: Profile Id <http://profile.id.com.au/southern-grampians/about>

1.4 Project Methodology

The tasks completed by OPG for the *SGSC Recreation and Leisure Strategy* are listed in Table 2 below.

Table 2 Project Methodology

Task	Detail
Stage One: Preliminary and Background Review	
1. Project Inception Meeting	A Project Inception Meeting to review the project methodology and collect all relevant reports, documents, plans and information was conducted.
2. Community and Stakeholder Engagement Plan	A Community and Stakeholder Engagement Plan was developed and approved.
3. Review of Relevant Documents and Reports	To establish the context for the <i>Recreation and Leisure Strategic Plan</i> , a high-level review of key documents was undertaken to ensure that all opportunities, gaps and issues provided by these existing policies, plans and strategies were understood.
4. Demographic Review	A current population (ABS 2016) and future population to 2031 review of Southern Grampians Shire Council area was completed so that linkages between the future sport and recreation needs and demographic changes were identified.



Task	Detail
5. Sport and Recreation Trends	An analysis of local, regional, state and national participation data and trends relevant to sport and recreation and the impact these have on facility, service and program provision in Southern Grampians into the future was undertaken. This included AusPlay, VicHealth, Sport and Recreation Spatial Research and Reports, Regional and State Sporting Association Data.
6. Southern Grampians Shire Recreation and Leisure Provision, Participation and Trends Analysis	An analysis of the current recreation and leisure facility provision, management and services was undertaken and a facility hierarchy for Southern Grampians Shire was developed.
Stage Two: Facility Inventory and Audits	
7. Audit of Nominated Council Owned & Operated Facilities	Audits of agreed Council owned and operated facilities were completed by OPG and SportEng exploring: <ul style="list-style-type: none"> • Overall visual condition and ‘fit for purpose’ assessment. • Equity and inclusiveness of access (visual audit). • Sustainability audit, both financial and environmental.
Stage Three: Market Research and Consultation	
8. Surveys and Submissions	<ul style="list-style-type: none"> • Three surveys were conducted: <ul style="list-style-type: none"> – Sport and recreation clubs and organisations. – Schools in the Southern Grampians Shire area. – Public survey.
9. Youth Cafés	Youth Cafés were conducted to engage with young people.
10. Public Drop-in Sessions	Six public drop-in sessions were available including the opportunity to participate in sessions for Pedrina Park and Lake Hamilton Masterplans.
11. Key Stakeholder Consultations	Interviews were held with key stakeholders (internal and external) identified by the Project Control Group to identify key needs, issues and priorities. Consultations for the development and updating of Masterplans for Pedrina Park and Lake Hamilton were conducted.
12. Summary of Key Findings - Research & Consultation Report	OPG highlighted all findings from Stage One to Three tasks in a Research & Consultation Report to inform and guide the development of the <i>Recreation and Leisure Plan</i> and the development of future facilities, programs and services based on identified needs. Feedback was sought on the Draft Research & Consultation Report from the Executive Leadership Team, Project Control Group, Project Reference Group and at a Councillor Briefing.
Stage Four: Strategic Plan Development - To Be Completed	
13. Masterplan Development	<ul style="list-style-type: none"> • Pedrina Park Masterplan. • Lake Hamilton Masterplan. <p>Based on the research in Tasks One to Three, OPG in conjunction with the project architects, Peddle Thorp Architects (PTA) developed one concept plan each for Pedrina Park and Lake Hamilton Masterplans. This included the development of a priority list of future facility development options (Pedrina Park and Lake Hamilton).</p>
14. Draft Recreation and Leisure Strategic Plan	Utilising all the project findings OPG prepared a draft <i>Southern Grampians Recreation and Leisure Strategic Plan</i> for consideration of the Project Control Group and the Project Reference Group.
15. Review Forum on Draft Recreation and Leisure Strategic Plan	OPG co-ordinated a forum with the Project Control Group and the Project Reference Group to review and discuss the <i>Recreation and Leisure Strategic Plan</i> (Draft). OPG presented key findings and recommendations of the <i>Recreation and Leisure Strategic Plan</i> (Draft) to a Council Briefing.
16. Public Exhibition	The Draft <i>Southern Grampians Recreation and Leisure Strategic Plan</i> was placed on Public Exhibition by Southern Grampians Shire Council for community comment and feedback.
17. Final Recreation and Leisure Strategic Plan	<i>Southern Grampians Shire Council Recreation and Leisure Strategic Plan</i> presented by Council officers for consideration and adoption by Council.



1.5 Demographic Profile and Population Trends

The following section of the report reviews the demographic profile of the Southern Grampians Shire Council area.

Southern Grampians Shire is a regional municipality in the heart of Victoria's Western District. It is located 290km west of Melbourne and is in the centre of the Greater Green Triangle Region covering an area of 6,652 square kilometres. The population trends indicate that between 2011 and 2016 the population of the Southern Grampians Shire Council area decreased from 16,352 to 15,944, a decline of 408 people. The population is predicted to continue to decline to 14,824 by 2031.

1.5.1 Gender Population Trends

The table below details the gender comparison statistics of the Southern Grampians Shire area and Regional Victoria.

Table 3 Residents Gender Comparison 2011 to 2016

	2016			2011			Change 2011 to 2016
	Number	%	Regional VIC %	Number	%	Regional VIC %	
Total	15,944	100	100	16,352	100	100	-408
Males	7,759	48.7	49.1	8,014	49.0	49.1	-255
Females	8,178	51.3	50.9	8,338	51.0	50.9	-160

Source: Australian Bureau of Statistics, Census of Population and Housing 2011 and 2016. Compiled and presented in profile.id <https://profile.id.com.au/southern-grampians>.

A review of the population data for gender indicates that:

- There are more females than males within the Southern Grampians population (51.3% compared to 48.7%) which is slightly above that of the Regional Victorian population.
- In comparison to 2011 the percentage of females in the Southern Grampians has increased slightly from 51.0% to 51.3%. The percentage of males in the Southern Grampians has decreased from 49.0% in 2011 to 48.7% in 2016.

1.5.2 Age Population Trends

The table on the following page provides the age profile of Southern Grampians Shire residents compared to Regional Victoria.

Table 4 Residents Age Group Comparison 2011 to 2016

	2016			2011			Change 2011 to 2016
	Number	%	Regional Vic %	Number	%	Regional Vic %	
0 to 4	848	5.3	5.8	949	5.8	6.3	-101
5 to 9	921	5.8	6.3	1,005	6.1	6.2	-84
10 to 14	980	6.1	6.1	1,094	6.7	6.7	-114
15 to 19	998	6.3	6.1	1,178	7.2	6.8	-180
20 to 24	740	4.6	5.5	757	4.6	5.5	-17
25 to 29	690	4.3	5.4	766	4.7	5.2	-76
30 to 34	774	4.9	5.5	751	4.6	5.2	+23
35 to 39	760	4.8	5.4	863	5.3	6.1	-103
40 to 44	888	5.6	6.1	1,046	6.4	6.7	-158
45 to 49	1,055	6.6	6.6	1,130	6.9	7.0	-75
50 to 54	1,127	7.1	6.8	1,197	7.3	7.1	-70
55 to 59	1,187	7.4	7.1	1,197	7.3	6.9	-10
60 to 64	1,237	7.8	6.9	1,157	7.1	6.6	+80
65 to 69	1,126	7.1	6.6	878	5.4	5.2	+248
70 to 74	899	5.6	4.9	724	4.4	4.1	+175
75 to 79	644	4.0	3.6	599	3.7	3.2	+45
80 to 84	488	3.1	2.6	522	3.2	2.6	-34
85 and over	582	3.7	2.7	539	3.3	2.3	+43



	2016			2011			Change 2011 to 2016
	Number	%	Regional Vic %	Number	%	Regional Vic %	
Total population	15,944	100.0	100.0	16,352	100.0	100.0	-408

Source: Australian Bureau of Statistics, Census of Population and Housing 2011 and 2016. Compiled and presented in profile.id <https://profile.id.com.au/southern-grampians>.

Analysis of the five-year age groups of Southern Grampians Shire in 2016 compared to Regional Victoria shows that there was a lower proportion of people in the younger age groups (under 15) and a higher proportion of people in the older age groups (65+). Overall, 17.2% of the population was aged between 0 and 15, and 23.5% were aged 65 years and over, compared with 18.2% and 20.4% respectively for Regional Victoria.

The major differences between the age structure of Southern Grampians Shire and Regional Victoria were:

- A *larger* percentage of persons aged 85 and over (3.7% compared to 2.7%).
- A *larger* percentage of persons aged 60 to 64 (7.8% compared to 6.9%).
- A *smaller* percentage of persons aged 25 to 29 (4.3% compared to 5.4%).
- A *smaller* percentage of persons aged 20 to 24 (4.6% compared to 5.5%).

The largest changes in age structure in this area between 2011 and 2016 were in the age groups:

- 65 to 69 (+248 persons).
- 15 to 19 (-180 persons).
- 70 to 74 (+175 persons).
- 40 to 44 (-158 persons).

1.5.3 Country of Birth

The proportion of the Southern Grampians Shire population that was born overseas and the diversity in their country of origin can provide an indication of how diverse the population is within the community.

The table on the following page provides a summary of the main countries of birth for residents of the Southern Grampians area compared to Regional Victoria.



Table 5 Residents Most Common Countries of Birth

Country	2016		
	Number	%	Regional Vic %
Australia	13,521	84.9	80.7
United Kingdom	388	2.4	3.2
New Zealand	205	1.3	1.0
Netherlands	66	0.4	0.5
India	60	0.4	0.6
South Africa	51	0.3	0.2
Philippines	46	0.3	0.4
Germany	36	0.2	0.4
China	32	0.2	0.3
United States of America	30	0.2	0.2
Born elsewhere	248	1.6	4.2
Not stated	1,242	7.8	8.3

Source: Australian Bureau of Statistics, Census of Population and Housing 2011 and 2016. Compiled and presented in profile.id <https://profile.id.com.au/southern-grampians>

Analysis of the country of birth of the population in Southern Grampians Shire in 2016 compared to Regional Victoria shows that there was a smaller proportion of people born overseas, as well as a smaller proportion of people from a non-English speaking background.

Overall, 7.3% of the population was born overseas, and 2.9% were from a non-English speaking background, compared with 11.0% and 6.1% respectively for Regional Victoria.

Of the residents in the Southern Grampians born overseas the majority were born in the United Kingdom (388, 2.4% of total residents) and New Zealand (205, 1.3%).

1.5.4 Languages Spoken at Home

The table below provides information on the languages spoken at home for the Southern Grampians Shire population and Regional Victoria.

Table 6 Residents Languages Spoken at Home

	2016		
	Number	%	Regional Victoria %
Speaks English Only	14,603	91.7	86.6
Other Languages	404	2.5	6.0
Not Stated	918	5.8	7.4

Source: Australian Bureau of Statistics, Census of Population and Housing 2011 and 2016. Compiled and presented in profile.id <https://profile.id.com.au/southern-grampians>

Analysis of the language spoken at home by the population of Southern Grampians Shire in 2016 compared to Regional Victoria shows that there was a larger proportion of people who spoke English only, and a smaller proportion of those speaking a non-English language (either exclusively, or in addition to English). Overall, 91.7% of the population spoke English only, and 2.5% spoke a non-English language, compared with 86.6% and 6.0% respectively for Regional Victoria.

The dominant language spoken at home, other than English, in Southern Grampians Shire was Filipino / Tagalog, with 0.2% of the population, or 39 people speaking this language at home.

1.5.5 Residents Income Levels

The table on the following page provides information on the individual weekly income levels in 2016 for Southern Grampians Shire population and Regional Victoria residents.



Table 7 Residents Weekly Individual Income Levels

	2016		
	Number	%	Regional Vic %
Negative Income / Nil Income	833	6.3	7.2
\$1 - \$149	564	4.3	4.4
\$150 - \$299	1,022	7.7	7.8
\$300 - \$399	1,454	11.0	10.5
\$400 - \$499	1,459	11.1	10.3
\$500 - \$649	1,297	9.8	9.0
\$650 - \$799	1,215	9.2	8.5
\$800 - \$999	1,220	9.2	8.5
\$1,000 - \$1,249	1,052	8.0	7.8
\$1,250 - \$1,499	623	4.7	4.9
\$1,500 - \$1,749	476	3.6	3.8
\$1,750 - \$1,999	291	2.2	2.4
\$2,000 - \$2,999	323	2.4	2.9
\$3,000 or more	171	1.3	1.6
Not stated	1,202	9.1	10.4
Total persons aged 15+	13,202	100.0	100.0

Source: Australian Bureau of Statistics, Census of Population and Housing 2011 and 2016. Compiled and presented in profile.id. <https://profile.id.com.au/southern-grampians>.

Analysis of individual income levels in Southern Grampians Shire in 2016 compared to Regional Victoria shows that there was a lower proportion of people earning a high income (those earning \$1,750 per week or more) and a similar proportion of low income people (those earning less than \$500 per week). Overall, 5.9% of the population earned a high income, and 40.4% earned a low income, compared with 6.9% and 40.2% respectively for Regional Victoria.

The major differences between Southern Grampians Shire individual incomes and Regional Victoria individual incomes were:

- A *larger* percentage of persons who earned \$500 - \$649 (9.8% compared to 9.0%).
- A *larger* percentage of persons who earned \$400 - \$499 (11.1% compared to 10.3%).
- A *smaller* percentage of persons who earned Negative Income / Nil Income (6.3% compared to 7.2%).

1.5.6 Vehicle Ownership

The number of vehicles owned per household can provide an indication of a person's ability to independently access local sport and recreation facilities without the need to rely on public transport (where available) or the proximity of facilities to their place of residence. The following table provides vehicle ownership data for Southern Grampians Shire and Regional Victoria.

Table 8 Residents Vehicle Ownership

	2016		
	Number	%	Regional Vic %
No motor vehicles	354	5.3	5.1
1 motor vehicle	2,073	31.0	31.1
2 motor vehicles	2,169	32.5	34.9
3 or more motor vehicles	1,535	23.0	19.2
Not stated	546	8.2	9.6
Total households	6,677	100.0	100.0

Source: Australian Bureau of Statistics, Census of Population and Housing 2011 and 2016. Compiled and presented in profile.id. <https://profile.id.com.au/southern-grampians>.

A review of car ownership in the Southern Grampians Shire area in 2016 shows that 86.5% of the households owned at least one car, while 5.3% did not, compared with 85.3% and 5.1% respectively in Regional Victoria. An analysis of vehicle ownership indicates that the majority of Southern Grampians Shire residents have the ability to independently access community facilities and services.



1.5.7 SEIFA Index of Disadvantage

The Index of Relative Socio-Economic Disadvantage (SEIFA) is derived from attributes such as low income, low educational attainment, high unemployment, jobs in relatively unskilled occupations and variables that reflect disadvantage rather than measure specific aspects of disadvantage.

High scores on the Index of Socio-Economic Disadvantage occur when the area has few families of low income and few people with little training and in unskilled occupations. Low scores on the index occur when the area has many low-income families and people with little training and in unskilled occupations. A higher score on the index means a lower level of disadvantage whilst a lower score on the index indicates a higher level of disadvantage.

The table below provides the SEIFA Index of Disadvantage for Southern Grampians Shire Council area including a comparison to selected benchmark areas.

Table 9 SEIFA - Index of Relative Socio-Economic Disadvantage

Area	2011 SEIFA Index of Disadvantage	Percentile
Rural North	1,044.8	71
Rural East	1,022.1	58
Moyne Shire	1,017.3	56
Victoria	1,009.6	51
Australia	1,002.0	47
Southern Grampians Shire	994.5	43
Hamilton (West)	990.5	41
Warrnambool City	988.6	40
Corangamite Shire	986.1	39
Great South Coast	984.2	38
Hamilton (North)	981.6	37
Hamilton (Total)	980.8	36
Regional VIC	977.7	35
Coleraine - Rural West	968.1	31
Colac Otway Shire	964.6	30
Glenelg Shire	960.2	28

Source: Australian Bureau of Statistics, Census of Population and Housing 2016. Compiled and presented in profile.id by .id, <https://profile.id.com.au/southern-grampians>

In comparison to the neighbouring municipality of Moyne Shire, the Southern Grampians Shire Council is considered more disadvantaged.

Southern Grampians Shire is less disadvantaged than Warrnambool City, Corangamite, Colac Otway and Glenelg Shires and Regional Victoria.

Hamilton (Total) is more disadvantaged than the small areas of Rural North and East and less disadvantaged than Coleraine - Rural West.

1.5.8 Future Population Predictions

In terms of projected population, the following table provides future projections for the Southern Grampians Shire Council area. It is predicted that the population will decrease 5.3% from 15,657 in 2016 to 14,824 in 2031. The largest decrease to annual average rate of change is predicted between 2016 and 2021.

Table 10 Southern Grampians Shire Council Future Population Predictions

	2016	2021	2026	2031
Population	15,657	15,363	15,082	14,824
Change in Population (5yrs)		-294	-281	-258
Average Annual Change		-0.38%	-0.37%	-0.34%

Source: Victoria in Future, 2016



The figures for the projected populations are slightly different to the data collected for the Census as it takes into account the population that may have been missed during the Census or were overseas at the time of the Census.

The following table highlights the likely change to the population age profiles between 2016 and 2031.

Table 11 Southern Grampians Shire Council Future Age Distribution Predictions

Age Group	2016		2021		2026		2031		Change between 2016 and 2031
	Number	%	Number	%	Number	%	Number	%	
0-4	840	5.4	797	5.2	769	5.1	761	5.1	-79
5-9	945	6.0	855	5.6	815	5.4	788	5.3	-157
10-14	1,031	6.6	976	6.4	892	5.9	856	5.8	-175
15-19	1,065	6.8	1,024	6.7	975	6.5	905	6.1	-160
20-24	707	4.5	749	4.9	733	4.9	703	4.7	-4
25-29	708	4.5	689	4.5	729	4.8	726	4.9	18
30-34	758	4.8	698	4.5	679	4.5	721	4.9	-37
35-39	774	4.9	761	5.0	705	4.7	686	4.6	-88
40-44	887	5.7	790	5.1	779	5.2	726	4.9	-161
45-49	1,021	6.5	844	5.5	748	5.0	741	5.0	-280
50-54	1,104	7.1	1,056	6.9	885	5.9	793	5.3	-311
55-59	1,163	7.4	1,091	7.1	1,046	6.9	881	5.9	-282
60-64	1,135	7.2	1,143	7.4	1,076	7.1	1,036	7.0	-99
65-69	1,014	6.5	1,102	7.2	1,117	7.4	1,054	7.1	40
70-74	834	5.3	964	6.3	1,049	7.0	1,068	7.2	234
75-79	647	4.1	748	4.9	869	5.8	951	6.4	304
80-84	471	3.0	533	3.5	626	4.2	735	5.0	264
85 and over	553	3.5	543	3.5	590	3.9	692	4.7	139
Total	15,657	100.0	15,363	100.0	15,082	100.0	14,824	100.0	-833

Source: Victoria in Future, 2016

It is expected that there will be a number of changes to the distribution of the population across the age groups between 2016 and 2031. The age group that is expected to experience the largest decline in percentage is the 50 to 54 years age group that is expected to decrease from 7.1% to 5.3%, followed by 55 to 59 years which is predicted to decrease from 7.4% to 5.9% of the population.

The age groups that are expected to increase the most are the 75 to 79 years age group, which is predicted to grow from 4.1% to 6.4% and the 80 to 84 years age group, which is predicted to grow from 3.0% to 5.0% of the total population.

1.6 Review of Relevant Documents

To establish the context for the development of the *Recreation and Leisure Strategic Plan* relevant documents, reports and policies have been reviewed. This is to ensure that all opportunities and any issues provided by Southern Grampians Shire Council (SGSC) existing policies and documents and other identified research are understood.

The documents that have been reviewed include:

- Council Plan 2017-2021
- Health and Wellbeing Plan 2017-2021
- Community Engagement Policy
- Community Inclusion Disability Action Plan 2017 - 2021



- Asset Management Policy (2013), Asset Management Strategy, and Asset Management Plan (2011)
- Leisure Services Strategic Plan 2006
- Management of Recreation Reserves Policy
- Operations of Greater Hamilton Outdoor Pools Policy
- Recreation Reserve Masterplans and facility plans
- Township Community Plans
- Sustainability Strategy 2010-2020
- Structure Plan - Final Report, Urban Design Framework, Masterplan Report.

The external documents that have been reviewed include:

- Active Victoria - A strategic framework for sport and recreation in Victoria 2017 - 2021
- Victorian Public Health and Wellbeing Plan
- Great South Coast Regional Growth Plan
- Environmentally Sustainable Design
- Universal Design Principles
- Healthy Urban Design Good Practice Guideline (2012)

1.6.1 Strategic Document and Policy Review

Council has a number of service planning and strategic documents that are relevant to the planning and delivery of sport, recreation and leisure facilities, programs and services in Southern Grampians Shire Council area. The Council Plan 2017 - 2021, the Municipal Strategic Statement (Southern Grampians Planning Scheme) and the Southern Grampians Health and Wellbeing Plan 2017 - 2021 articulate Council's vision and the overarching framework used to make key decisions and deliver service priorities.

Council works strategically at multiple levels and across different sectors, addressing 'big picture' policy issues, management planning and strategy development and community-level service issues.

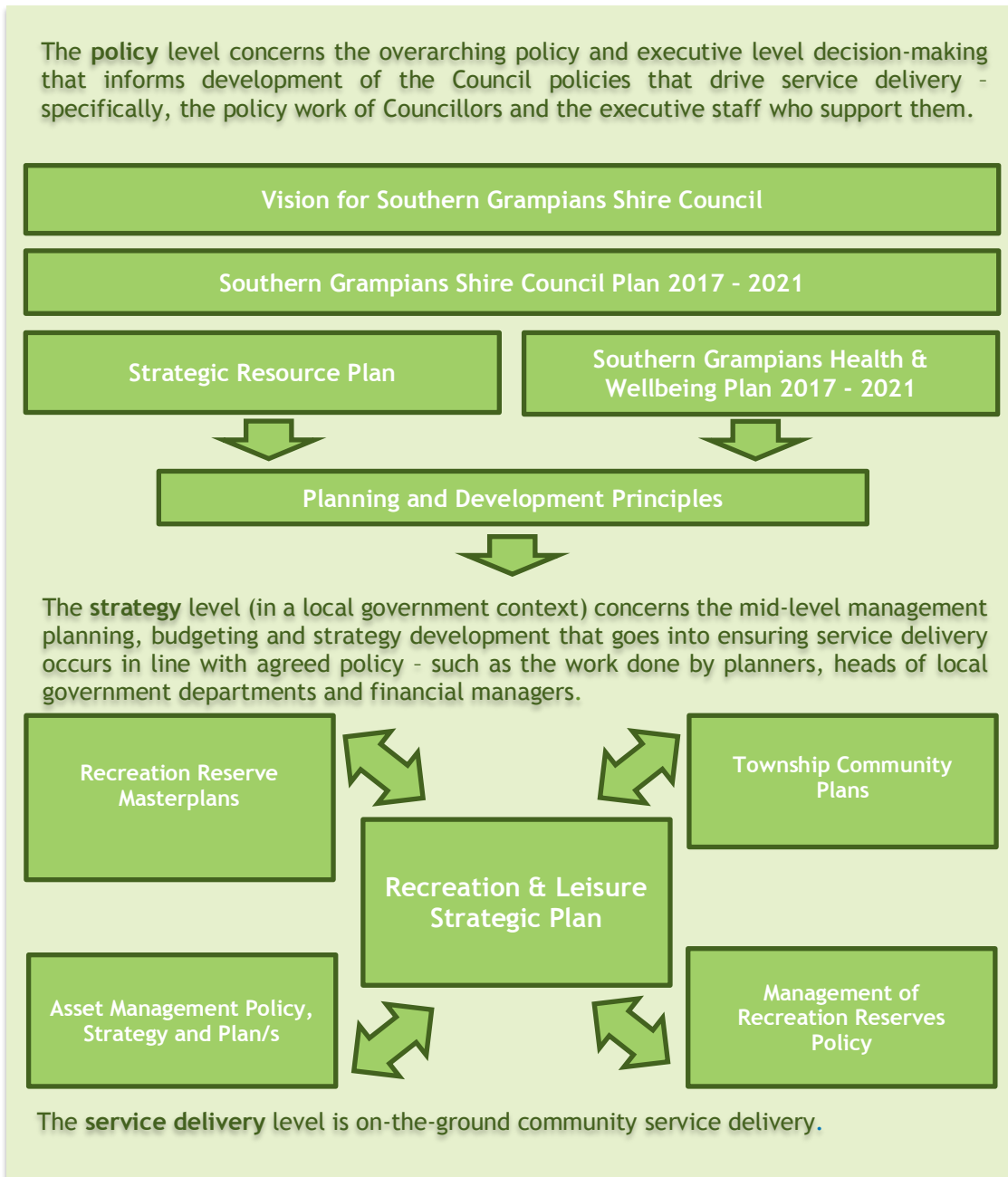


Figure 2 Southern Grampians Shire Council Policy and Strategic Context

The table on the following page provides a summary of the key points identified within the reviewed documents that will impact on the *Southern Grampians Shire Council Recreation and Leisure Strategic Plan*.



Table 12 Summary of Relevant Southern Grampians Shire Council Documents

Reviewed Document	Summary of Key Points
<p>Council Plan 2017-2021</p> <p>Vision <i>That Southern Grampians Shire will be recognised as a well-connected, dynamic Regional Centre, supporting a vibrant, healthy and inclusive community.</i></p>	<p>The Council Plan identifies five priority areas forming the five themes of the Council Plan for the next four years.</p> <ul style="list-style-type: none"> • Priority 1 Support our Community - A vibrant, growing community that is healthy, inclusive and connected includes: <ul style="list-style-type: none"> - Provide appropriate, accessible and equitable Council services, facilities and activities. - Support and encourage participation in quality arts and cultural, education, leisure, recreation and sporting opportunities. - Partner with services and agencies to increase the health and wellbeing of our community. - Provide, promote and support appropriate and accessible services, facilities and activities for young people. - Support the growth, development and capacity of volunteers and community organisations. • Priority 2 Develop our Regional Economy & Business - A strong, diversified local and regional economy includes: <ul style="list-style-type: none"> - Leverage the shire’s strategic advantages in health, education, leisure and cultural activities as a means to stimulate economic and population growth. • Priority 3 Plan for our Built Environment & Infrastructure - Provide access to community infrastructure that meets community needs includes: <ul style="list-style-type: none"> - Review and adopt asset management plans to align with future service levels and prioritise sustainability. - Develop the Shire’s facilities, programs and services to increase usage. - Provide infrastructure that support an active community. - Invigorate and activate public places and spaces. • Priority 4 Promote our Natural Environment - Promote a culture that supports a clean, green and sustainable environment includes: <ul style="list-style-type: none"> - Improve community understanding of land management issues. - Facilitate local investment in renewable energy projects including in Council buildings and operations. <p>The September 2016 flood event had a significant impact on community, sporting and recreational assets and Council will work closely with State and Federal Governments to secure funding and to reinstate damaged assets in consultation with the affected communities.</p>



Reviewed Document	Summary of Key Points		
Southern Grampians Health & Wellbeing Plan 2017 - 2021	Aim - is to lead and inspire a large community effort and partnership towards creating an environment that will ensure good health, on equal terms, for all our residents.		
	<ul style="list-style-type: none"> Identifies seven core health and wellbeing outcomes - mental health, family violence, physical health, overweight and obesity, suicide prevention, alcohol and other drugs and education attainment. Identifies a number of key influencing factors including physical activity, community and recreation spaces, healthy eating, sedentary behaviour, healthy environment, community connection, inclusion and equity. Desired outcomes for 2021 and 2037 with key strategies include: 		
	Desired Outcome - 2021	Desired Outcome - 2037	Key Strategies
	Physical Activity		Within the implementation of GenR8 Change, work towards achieving these outcomes, whilst recognising the opportunity and influence these have on other health outcomes, particularly mental health and community connection
	An increase in participation in physical activity and utilisation of existing community spaces	A continued increase in participation in physical activity and utilisation of existing community spaces	
	Community and Recreation Spaces		
	Compliant, accessible and inclusive facilities that are well utilised	Our community and recreation spaces are well utilised and are responsive to the communities identified needs	
	Healthy Eating		
	An increase in environments where the healthy choice is the easy choice An increase in community education and skill to make healthy choices	The entire Southern Grampians community is consuming a diet in line with the Australian Dietary Guidelines and this is the 'norm'.	
	Healthy Environment		
Protection and maintenance of our natural assets	Protection and maintenance of our natural assets	Increase discussions with natural resource managers about the interconnection between healthy environment and healthy people	
Inclusion and Equity		Promote Inclusive Events Promote Inclusive approach with sporting and user groups	



Reviewed Document	Summary of Key Points
Community Inclusion Disability Action Plan 2017 - 2021	<p>Overarching aim of plan is that people with a disability are able to access Council services and facilities and can participate fully in community life. Committed to equitable access and inclusion to Council's services, programs, premises and employment; believe all residents have right to participate in community life without barriers.</p> <p>Relevant actions include:</p> <ul style="list-style-type: none"> • Support Our Community <ul style="list-style-type: none"> - 1.3 Advocate and support sporting clubs and organisations to continually improve 'inclusive recreation' participation practices. - 1.4 Include inclusion principles into user group agreements for committees that receive operational subsidies and/or use of Council facilities. • Plan for our Built Environment & Infrastructure <ul style="list-style-type: none"> - 4.1 Provide advice and advocate for access improvements to local infrastructure, businesses and organisations and provide professional advice where required. - 4.4 Recreation/Culture - Ensure that any future planning and development of infrastructure includes access and inclusion principles. - 4.5 Universal Design Guidelines Developed.
Community Engagement Policy	<p>Effective community engagement outcomes will provide insight into community experience and needs, better decision making and informed communities. Council will provide opportunities for the community to participate in those decisions that affect their lives, seeking community input into future plans, strategies and projects and gain an understanding of the community's perspective on emerging issues that may impact on SGSC communities. Best practice community engagement activities based on the International Association of Public Participation (IAP2).</p>
Asset Management Policy (2013)	<p>Assets must be planned, provided, maintained and refurbished so that they can continue to meet service delivery needs of the community. Council will manage assets in a financially sustainable manner, and to support the provision of services to the community, ensure legal obligations are met and appropriate resources (staff, funding and systems) for asset management activities. A set of 18 asset management principles are listed which will need to be considered in the development of the <i>Recreation and Leisure Strategic Plan</i> (refer Appendix 1).</p>
Asset Management Plan (2011)	<p>The Asset Management Plans (AMP) are based on the framework in the Institute of Public Works Engineering Australia's (IPWEA) International Infrastructure Management Manual (IIMM) which sets out how Council's assets are managed (strategic, operational and tactical). Considers asset full lifecycle costs, levels of service, condition, maintenance, renewal and maintenance gaps. Asset classes include:</p> <ul style="list-style-type: none"> • Recreation & Open Space - pools, sporting fields, open space (street & park fixtures, parks and gardens); includes 22 holdings (13 sporting ovals, 6 pools and various parks & gardens). • Buildings and Other Structure's - structure, roof, mechanical, fit-out. • Playgrounds - equipment and under surfacing. <p>A 10-point asset condition rating system / intervention levels with associated criteria are provided. The 6-step process and justification for the rationalisation and/or disposal of an asset is provided (page 50).</p>
Asset Management Practices Improvement Strategy	<p>The goal is to ensure that the assets are safe, well maintained and that new investment and improvements achieve environmental and industry best practice with the key objective being to ensure that Council meets the required level of service now and into the future in a cost effective way through creations, acquisition, maintenance, operation, rehabilitation and disposal of community assets. Asset Management Plans to be developed include for Recreation and Open Space, Buildings and Other Structure's and Playgrounds. A set of guiding rules are provided and are the basis from which the Asset Management Plans are to be developed.</p>



Reviewed Document	Summary of Key Points
Sustainability Strategy 2010 - 2020	<p>Five key themes with relevant actions:</p> <ul style="list-style-type: none"> • Land: <ul style="list-style-type: none"> - 1.2 Support partnership projects which enhance local biodiversity, conservation of land/soil/water resources and promote recreation activities in local communities. • Water: <ul style="list-style-type: none"> - 7.1 Council to demonstrate leadership by effectively implementing water saving initiatives in its own buildings (e.g., rainwater capture), in accordance with energy and water audits and management plans - 8.1 Council to evaluate options to re-use stormwater in its own operations. • Waste: <ul style="list-style-type: none"> - 11.1 Minimise waste from Council buildings and facilities including parks, gardens and public utilities and recreation reserves - 12.1 Council to liaise with community, local schools, sports organisations and implement an educational behavioural change program focused on appropriate waste management and recycling - 13.4 Introduce more “Public Place recycling facilities” at key locations (currently at Lake Hamilton and HILAC). • Liveability <ul style="list-style-type: none"> - 20.3 Council to ensure protection and enhancement of key natural environment areas (e.g. reserves), for recreational and cultural use. • Climate Change <ul style="list-style-type: none"> - 23.1 Energy audits conducted for four main Council facilities in Hamilton - 23.2 Energy audits conducted for extra four Council facilities (across the Shire) - 23.3 Carbon footprint for all of Council facilities (including waste, vehicle fleet, energy usage).
Leisure Services Strategic Plan (2006)	<p>Eight key principles underpinning the plan and a set of key objectives (refer Appendix 2).</p> <p>The key directions and projects were:</p> <ul style="list-style-type: none"> • Increased activation of the broad community through a strategy of improved facility and open space provision and program and service delivery. • New Playground Policy and hierarchy to guide the future upgrade and provision of playgrounds, including a new All Abilities Playground in Hamilton. • New Developer Guidelines to guide future provision of open space in new areas. • Through partnership with local groups, increased provision and quality of township walking and cycling paths as a priority over “long-length” trails. • Improved quality of provision of facilities for baseball, hockey, gymnastics, skating, soccer and tennis. • Continuation and enhancement of provision of recreation programs for target groups (older adults, people with a disability, low active) in collaboration with providers and particularly in rural communities (through outreach initiatives). • Improved management arrangements for recreation reserves, and delineation of responsibilities between Council and user groups on Council-managed reserves. • Preparation of master plans for Pedrina Park, Mitchell Park and Coleraine Sports Precinct. <p>A detailed Strategy Implementation Plan was included with five categories - Shire-Wide Leisure Facility Directions, Leisure Facilities (Lake Hamilton, Hamilton Indoor Leisure & Aquatic Centre and sport specific actions), Recreation Reserves (actions for each facility and sports grounds generally), Programs and Services, Management.</p>



Reviewed Document	Summary of Key Points
Management of Recreation Reserves (2014)	<p>Provides guidelines for the provision of financial assistance to recreation reserve committees based on the principles of similarity in purpose and function (categorisation system), consistency and equity (financial formula) and retention and acknowledgement of community contribution. Two categories with financial arrangements from regular users specified for each facility:</p> <ul style="list-style-type: none"> • Regionally significant - (amounts based on previous years operational cost, that is, those that are ongoing or recurrent) Pedrina Park (15%), Melville Oval (25%), Silvester Oval (users minimum of 10% and Council Maximum of \$33,500 per annum for maintenance), Mitchell Park (10%) and Hamilton Showgrounds (25%). • Local Significance - Committees can apply for assistance up to a maximum amount according to category with a 5% annual increase or alternate rate determined by Council: <ul style="list-style-type: none"> - Maximum \$9,145 - Balmoral Recreation Reserve, Hamilton Recreation Reserve and Kennedy Oval. - Maximum \$5,546 - Recreation Reserves at Branholme, Glenthompson, Dunkeld, Peshurst, Cavendish, Tarrington and Byaduk. - Maximum \$1,110 - Pigeon Ponds Recreation Reserve and Woodhouse/Nareeb Reserve. • Coleraine Sports Ground Committee - a 5% annual increase or alternate rate determined by Council.
Operations of Greater Hamilton Outdoor Pools Policy	<p>Outlines the service levels for the operation of Greater Hamilton Outdoor Pools including operating hours, weather based policy, early morning lap swimming and length of seasons.</p>
Township Community Plans	<p>Balmoral and District Community Plan 2014-2020</p> <p><i>Balmoral will:</i></p> <ul style="list-style-type: none"> • <i>be a resilient, diverse and thriving town with a strong sense of community</i> • <i>be a safe and attractive place to live</i> • <i>be a desirable tourist destination</i> • <i>have a strong supporting infrastructure with quality services and facilities</i> • <i>service a range of existing industries and encourage new commercial activities</i> • <i>advocate for sustainable water levels in Rocklands Reservoir for recreation, tourism and affordable town water</i> <p>Key relevant priorities are:</p> <ul style="list-style-type: none"> • Improve Recreation Reserve facilities. • Advocate for water security at Rocklands (fishing and recreational water sport destination). • Increased activities for young people to strengthen their connection with the community. <p>Other points to note include quantify with school potential use of sporting facilities; excellent sporting facilities - golf, bowls, football, netball, tennis and cricket and swimming pool.</p>



Reviewed Document	Summary of Key Points
Township Community Plans (cont)	<p>“Our Town, Our Say” Branhholme & District Community Plan 2014 - 2020 <i>Branholme will be:</i> <i>A peaceful and attractive place to live, in which people feel safe and secure, valuing its village-like atmosphere, historic beginnings, parks and open space, native flora and fauna;</i> <i>able to offer high quality education and sport and recreational opportunities for children;</i> <i>an attractive place for tourists to stop.</i></p> <p>Key relevant priorities are:</p> <ul style="list-style-type: none">• Improve facilities at the Recreation Reserve Precinct - additional netball courts, car park improvements and Working Group established to explore Master plan / feasibility study.• Create a community gathering space with facilities that could be used by residents, visitors and to hold community celebrations / events to increase activities for the community with potential elements including mini golf or bouche ball.• Continue to address safety around Stalkers Bend and Heritage Park; maintain and promote Heritage Park.• Investigate the establishment of a Rail trail on the Old Casterton Rail Line.• Maintain and explore the further development of the reservoir area including reinforcement of the jetty and reconditioning of the sitting area.• Town Beautification program including enhancements to appearance of Recreation Reserve entrance, appearance of Angling Club house. <p>Cavendish & District Community Plan 2014 - 2020 <i>“I am Cavendish in 2020, a small rural town that values ‘pride of place’ and a sense of belonging for all generations. I treasure my peaceful, natural environment nestled between Mount Dundas and the Grampians Ranges among the red gums. Set on the banks of the Wannon River, flowing with the lifeblood of my living history and the aspirations of my community.</i> <i>I take responsibility for fostering partnerships in support of my built assets, education and essential services for my potential and future growth.”</i></p> <p>Key relevant priorities are:</p> <ul style="list-style-type: none">• Improve amenities (toilet and showers) at the Recreation Reserve.• Continue to maintain, improve and promote Settlers’ Walk.



Reviewed Document	Summary of Key Points
Township Community Plans (cont)	<p>Coleraine & District Community Plan <i>Working Together for our future</i> 2011 <i>Vision - Coleraine, working together for our future</i></p> <p>Key relevant priorities are:</p> <ul style="list-style-type: none"> • High Priority Projects included: <ul style="list-style-type: none"> - 1.1 Acquire the vacant land on the corner of Whyte and Winter Streets and develop it into an attractive park to support activity in the main street. - 2.3 Caravan Park Development Feasibility Study. • Additional projects included: <ul style="list-style-type: none"> - 1.7 Liaise with Wannon Water regarding the development of the Konongwootong Reservoir in line with the Master Plan and ensure opportunities to support local recreational use and tourism are maximised. - 1.11 Liaise with Council regarding opportunities for participation of local youth in recreation and leadership programs. - 1.12 Liaise with Council regarding support and assistance for volunteer recruitment, retention and development. - 3.2 Enhancement of the Bryan Creek Area to be undertaken to encourage recreational use and tourism. - 3.5 Maximize opportunities currently available through environmental funding to undertake projects that provide strong community benefit including on-going maintenance of the Arboretum, Bryan Creek and the Rail Reserve. <hr/> <p>“Our Town, Our Say” Glenthompson & District Community Plan 2014 - 2020 <i>Glenthompson is a community where people of all ages are welcome and accepted and where the residents have a sense of pride in all environmental, historical, social and physical assets.</i></p> <p>Key relevant priorities are:</p> <ul style="list-style-type: none"> • Development of former school into a community space for a range of activities (including exploring possible RV dump point & possible caravan parking). • Create more activities for young people. • Maintain and strengthen the Glenthompson pool facilities. • Preserve and strengthen the Lion’s Park area. • Explore a possible walking trail between Glenthompson and Dunkeld. • Maintain and continue to do improvements to the Recreation Reserve to increase usage of this facility: <ul style="list-style-type: none"> - Investigate upgrading women’s toilet facilities - BBQ area improvements - Encourage regional usage of the ground by other user groups - Investigate funding possibilities for ongoing projects. • Investigate creation of a skate park. • Explore the possibility of a Creek walk and dam beautification program.



Reviewed Document	Summary of Key Points
Township Community Plans (cont)	<p>Penshurst Community Plan Revised 2013 Key relevant priorities are:</p> <ul style="list-style-type: none">• Enhancement of botanic gardens including considering relocating bowling ground and swimming pool to the recreation reserve (master plan for recreation area - see priority area physical improvements/growth) and the creation of a Napier Waller walk linking the botanic gardens to the main retail strips and the recreation reserve.• Community Recreation Hub:<ul style="list-style-type: none">- Expansion of the Recreational Reserve into a community hub with a renovated community facility and grandstand with additional attractions for families and children (aquatic centre/skate park, tennis, bowls, gym, playground).- Investigate recreation opportunities to encourage broad variety of recreational activities available to all ages across town and visitors.• Improve Cycling/Walking tracks.
Facility Master Plans / Structure Plans	<p>Master Plans / Structure Plans were provided for:</p> <ul style="list-style-type: none">• Hamilton Structure Plan incorporating Melville Oval Precinct (2011)• Lake Hamilton Foreshore - Brumley Park Precinct Landscape Masterplan (2010)• Patterson Park (2011)• Pedrina Park (2011) <p>These consist of a plan with some notations / comments and will be utilised to inform the project consultations.</p>

1.6.2 Relevant Documents from Other Organisations

A selection of documents from other organisations that are relevant to the *Southern Grampians Shire Council Recreation and Leisure Strategic Plan* have been reviewed on the following pages being:

- Active Victoria - A strategic framework for sport and recreation in Victoria 2017 - 2021
- Victorian Public Health and Wellbeing Plan 2015 - 2019
- Great South Coast Regional Growth Plan (2014).



Table 13 Summary of Documents Reviewed from Other Organisations

Reviewed Document	Summary of Key Points
<p>Active Victoria - A strategic framework for sport and recreation in Victoria 2017 - 2024</p>	<p>Vision</p> <ul style="list-style-type: none"> • More active - An increased proportion of Victorians participate in sport and active recreation. • More diverse and inclusive - An inclusive system that provides all Victorians with the opportunity to be involved. • Collaborative - Well-planned and connected investment that maximises participation and health, economic, community and liveability benefits. • Robust, flexible, sustainable and affordable - A sustainable and efficient approach that responds to changing demands and provides flexible and affordable choices for participants. • Broad-based and connected - An integrated system that addresses the different demands, contributors and structure of community sport, active recreation and high-performance sport and events and maximises the pathways and connections across the system. <p>The framework includes six key directions:</p> <ul style="list-style-type: none"> • Meeting demand - increasing capacity of facilities and infrastructure (eg lighting, synthetic surfaces, etc); create flexible and innovative participation options; balance investment across rural and regional and metropolitan Victoria; maximising use of existing spaces. • Broader and more inclusive participation - build inclusion into the system; provide affordable participation options; address racism, discrimination and harassment; continue investment in female participation; support increased participation of Aboriginal Victorians; provide support and flexible participation options for other under-represented communities including people with disability, LGBTI people and disengaged youth. • Additional focus on active recreation - create a model that supports the structure and needs of active recreation; provide information and encouragement to support non-organised and unstructured physical activity; invest in infrastructure that enables active recreation; connecting planning and development of outdoor recreation to nature-based tourism opportunities with emphasis on benefits to regional economies. • Build system resilience and capacity - support volunteers and the sport and active recreation workforce; encourage good governance and diverse leadership; develop a strong evidence base and analytical capacity; address reputational risk and threats to integrity. • Connect investment in events, high performance and infrastructure - invest in state and regional facilities that underpin Victoria’s event calendar; develop pathways to excellence; provide new and integrated support for high performance athletes across the Victorian Institute of Sport, regional academies and sports; planning for programming and use integrated into infrastructure planning (new and renewal). • Work together for shared outcomes - develop agreed priorities for collaborative action; ensure complementary investment to create collective impact; whole of government approach (joined up planning), joint investment and better connections between sport and recreation organisations, local Councils and Victorian Government.



Reviewed Document	Summary of Key Points
Victorian Public Health & Wellbeing Plan 2015 - 2019	<p data-bbox="432 343 2004 391">Vision - <i>a Victoria free of the avoidable burden of disease and injury, so that all Victorians can enjoy the highest attainable standards of health, wellbeing, and participation at every age</i></p> <p data-bbox="432 397 1391 421">Aim is to reduce inequalities in health and wellbeing with the six key priorities including:</p> <ul data-bbox="432 453 2094 735" style="list-style-type: none">• Healthier eating and active living<ul data-bbox="481 480 2094 592" style="list-style-type: none">- Promote consumption of healthy, sustainable and safe food and supporting healthy food choices.- Encourage and support people to be as physically active as often as possible throughout their lives. Strategies may include active transport (such as walking or cycling to work), neighbourhood design that promotes activity and social connectedness and participation in sport and recreation.- Encourage interaction with nature in Victoria's parks and open spaces.• Improving mental health<ul data-bbox="481 624 2094 679" style="list-style-type: none">- Enhance and develop strategies to promote mental health and wellbeing and reduce current high levels of psychological distress eg increasing physical activity and sporting participation.• Preventing violence and injury.• Reducing harmful alcohol and drug use. <p data-bbox="432 767 875 791">Other points relevant to this project are:</p> <ul data-bbox="432 799 2094 903" style="list-style-type: none">• Place based approaches - role of communities including health and wellbeing outcomes from participating in sport and active recreation particularly in rural and regional areas where a sporting club or recreation group provides a hub for the community.• Liveable neighbourhoods - access to walking and cycling infrastructure, accessible public open space (improved access to green and open spaces supporting a range of activities; healthy parks healthy people) and leisure opportunities.



Reviewed Document	Summary of Key Points
Great South Coast Regional Growth Plan (2014)	<p data-bbox="427 341 831 368">30-year Vision for Great South Coast:</p> <p data-bbox="468 394 2051 475"><i>The Great South Coast region will create a thriving, multifaceted and resilient economy, while valuing and managing our natural resources and environment. Our people will be healthy, well educated and have great lifestyle choices. We will work together for a stronger, more prosperous, equitable and liveable Great South Coast.</i></p> <p data-bbox="427 507 853 534">Key points relevant to this project are:</p> <ul data-bbox="427 536 2110 1106" style="list-style-type: none"><li data-bbox="427 536 2110 592">• Rivers and lakes within the region are critical for attracting tourism, particularly in smaller settlements and waterways also provide recreational opportunities.<li data-bbox="427 593 2110 649">• Many small settlements are not large enough to be self-sufficient and require good access to other towns and regional centres outside the region for a range of services, community activities and recreation.<li data-bbox="427 651 2110 707">• Create a network of active community hubs in the region by encouraging the co-location and clustering of community services, health and education providers and recreational infrastructure.<li data-bbox="427 708 2110 764">• Promote healthy and active lifestyles through land use planning, including adequate levels of open space and off-road trails for accessibility, and passive and active leisure pursuits.<li data-bbox="427 766 2110 821">• Design and manage open space areas for multiple uses, such as community gardens, sports and recreation, active transport routes, wildlife corridors, and flood storage basins.<li data-bbox="427 823 2110 879">• Social infrastructure - The broad settlement pattern should also provide for community recreation and leisure and protect valued landscapes and recreation assets at the regional scale.<li data-bbox="427 880 2110 936">• Recreation and Open Space - maintaining and enhancing significant open spaces and public land will support aim to improve amenity and regional liveability with strategies / actions including protecting key open space through land use planning.<li data-bbox="427 938 2110 1023">• Enhance equity of access to infrastructure, facilities and services - Provide well-located, flexible and accessible social infrastructure; Recognise that the entire region needs to be serviced by infrastructure, facilities and services (adopting a network of settlements approach will assist in achieving this aim). Focus key facilities and services in the most accessible locations, particularly the regional city, regional centres and towns.<li data-bbox="427 1024 2110 1051">• Support and promote active and attractive towns through the provision and enhancement of open space, trails, streetscapes and gardens.<li data-bbox="427 1053 2110 1106">• Hamilton - Regional Centre - Better utilise and sustainably manage key assets of the town, in particular Grange Burn and Lake Hamilton, community parkland and heritage buildings.



1.6.3 Environmentally Sustainable Design and Universal Design Principles

Environmentally sustainable design (ESD) and universal design principles are requirements of some Government grants. Sport and Recreation Victoria website for the Community Sports Infrastructure Fund provides the Environmental Sustainable Design Fact Sheet which states that:

“Including Environmental Sustainable Design principles and initiatives in the design and development of infrastructure can reduce operation costs and environmental impacts while increasing building resilience. ...

The main objective of the sustainable design principle is to avoid resource depletion of energy, water and raw materials, prevent environmental degradation caused by infrastructure facilities throughout their lifecycle and create built environments that are liveable, comfortable, safe and productive”.

The ESD principles are optimise size / existing structure potential, optimise energy use, protect and conserve water, use environmentally preferable products, enhance indoor environmental quality and optimise operational and maintenance practices. These need to be incorporated into the design development or redevelopment of infrastructure identified in this study.

Universal Design is “a design philosophy that ensures that products, buildings, environments and experiences are innately accessible to as many people as possible, regardless of their age, level of ability, cultural background, or any other differentiating factors that contribute to the diversity of our communities.”¹ It is a concept that aims to “simplify life for everyone by making the programs, service and the built environment more usable by more people.”² The framework for creating solutions is:

1. Equitable use (Be Fair)
2. Flexibility in use (Be Included)
3. Simple and intuitive use (Be Smart)
4. Perceptible Information (Be Independent)
5. Tolerance for error (Be Safe)
6. Low Physical effort (Be Active)
7. Size and Space for Approach and use (Be Comfortable).

The concept targets all people of all ages, sizes and abilities, however there are no specific goals to reach.

1.6.4 Healthy by Design - A guide to planning active living environments

The *Healthy by Design - A guide to planning active living environments* (2012) resource includes “design considerations, evidence, tools and case studies to support those professionals who have responsibility for the design, development and maintenance of the public realm”³ including as a tool for planning, development and enhancement of open space.

The *Healthy By Design* guide is based on planning for people and putting the needs of people and communities as a key part of the planning and design process, decisions based on health and well being including providing accessible open spaces for recreation and leisure. It encourages:

- Providing bicycle parking facilities for people riding to community facilities and spaces including sporting ovals and parks.
- Safe pedestrian access leading to or near park entrances.
- Community spaces or buildings designed to facilitate a variety of uses (eg after hours use of school facilities).

¹ Universal Design Fact Sheet, Department of Health & Humans Services, June 2015.

² Source: Michael Walker, Universal Design, PLA Conference, Geelong, May 2014.

³ Healthy by Design - A guide to planning active living environments, Heart Foundation, 2012.



- Community buildings located to contribute to a “sense of place and provide a community heart.”
- Open space to incorporate a range of shade, shelter, seating, signage opportunities and clearly defined walking and cycling routes.
- Public open spaces within a maximum of 500m walking distance from dwellings.
- Large local parks (one hectare minimum) within 500m and small local parks within 150m to 300m safe walking distance of dwellings.
- Encourage more vigorous physical activity by providing exercise and training equipment along walking paths.
- Range of equipment and facilities for active recreation for children and youth.
- Path network allow direct passage through and recreational walking around in parks.
- Shade (natural or structured) over play equipment, BBQs and seats.
- Provide drinking fountains and consider need for public toilet facilities.
- Outdoor seating aligned to facilitate social interaction, views and points of special interest. Seats with back and arm rests and include spaces for wheelchairs and prams; provision of shaded seating.
- Durable signage that is clear, concise and consistent; signage that is illuminated after dark.
- Lighting in areas for night use and / or areas accessed by pedestrians after dark; avoid low level or in-ground lights along paths (limit vision of users).
- Avoiding opportunities for concealment and entrapment along paths and in community spaces. Use low level or transparent fencing along front and with open space, whilst side fencing should achieve a balance between visual connection and privacy.
- Engage community members early in the planning process; include young people and children in planning.
- Utilise vandal and graffiti resistant materials.
- Design for diversity of users.

A ‘Matrix of Like Design Considerations’ provides a practical tool to influence the design process that considers physical activity, shade, safer design, access, design and road user safety.



2. Sports Requirements and Standards

This section of the report reviews the State Sporting Association requirements and standards (where available) for the main sports facilities in the site assessments being:

- .

2.1 Australian Rules Football

The *AFL Preferred Facility Guidelines for State, Regional and Local Facilities* (Australian Football League, August 2012) is a guide for the *provision and development of appropriate facilities for Australian football venues*. The focus for the guidelines is to provide direction in regards to development of new facilities or for existing facilities undergoing major re-development or refurbishment. It is important in the context of this project to note the following statement:

*It is acknowledged that many existing facilities may not meet these preferred standards, however it is not intended that they be used as a basis for assessing the suitability of existing facilities. Rather should existing facilities be considered for upgrade, then where possible, the guidelines should be used to inform facility development.*⁴

A three-tier hierarchy is provided being State League, Regional and Local with key features summarised in the following table.

Table 14 Australian Football League Facility Hierarchy

Facility Standard	Key Features
State League	<ul style="list-style-type: none"> • Second highest tier (VFL venues). • May also service highest standard of competition in a broad region. • Generally service entire municipal catchments (and potentially beyond). • Usually nominated venues for competition finals. • Should be provided and maintained to a high (show case) standard.
Regional	<ul style="list-style-type: none"> • Service a collection of suburbs or geographic areas within a municipality (or across municipal borders). • Tend to cater for more than one sporting club, code or activity. • Can host competition finals. • Maintained to a high standard.
Local	<ul style="list-style-type: none"> • Designed to cater for local level competition (including junior competitions) within individual suburbs / townships / municipalities. • Usually 'home' of one seasonal club. • Facilities provided to home and away competition standard only.

Source: *AFL Preferred Facility Guidelines for State, Regional and Local Facilities*, August 2012, page 5.

The component schedules include recommended minimum sizes, classification (core or optional) and comments and specifications. The sizes quoted refer to single oval facilities that provide for one home and one away team, with additional facilities required when two or more playing fields are provided. In this instance, not all components may need to be duplicated, rather overall sizes may need to be increased. Additional core facilities such as change rooms, amenity areas and umpires rooms will be required.

The relevant core components for local level facilities include:

- *Main Pavilion*
 - Amenities - player toilets, showers, seating and clothing hooks suitable for mixed gender use.
 - Change rooms - home and away to include bench seating and clothing hooks.

⁴ *AFL Preferred Facility Guidelines for State, Regional and Local Facilities*, August 2012, page 3.



- Massage / strapping room.
- External covered viewing area - providing weather protection.
- Kitchen and Kiosk - internal / external servery, with view of playing field if possible.
- Office / Administration / Meeting room.
- Public toilets - male, female and accessible.
- Storage - internal and external to meet needs of seasonal facility users.
- Social / Community Room - flexible space (eg operable walls), bar facilities and / or access to appropriate kitchen / kiosk servery.
- Timekeeping / Scorers Box - ideally centre wing with clear view of playing field.
- Umpires Rooms - toilets, showers, seating and clothing hooks suitable for mixed gender use.
- Utility / Cleaners room.
- **Playing Field Facilities:**
 - Coaches Boxes (2) - western side adjacent to centre wing.
 - Interchange benches (2) - three fixed sides to provide shelter without impeding view of ground (eg Perspex bus shelters).
 - Scoreboard - need to display goals, behinds and points for both home and away teams.

If all the core and optional components are included in a Local Level main pavilion the total area would be 525 - 555m². Regional Level main pavilion the total area would be 670 - 725m².

In 2015 an Addendum was released, *AFL Preferred Facility Guidelines for Local, Regional and State League Facilities Amenities Upgrade for Unisex Use, Addendum 2015*. The aim of the Addendum is the provision of welcoming physical environments, including *ensuring that players and umpires of both genders have access to appropriate change, shower and toilet facilities*. It provides further information re design of unisex change rooms and amenities through transforming existing amenities to cater for unisex use. The removal of urinals and open showers and the replacement of these with shower cubicles and toilet cubicles to enable privacy are detailed.

In addition, it notes that other facility elements can help make a welcoming facility and club environment such as the cleanliness of the change and amenities, provision of sanitary bins, external car parking and pavilion lighting (safety and security). Information and design guides are provided for three options being refurbishment, extension or new build with preferred layout standards and indicative construction rates (as at July 2015).

2.2 Cricket

The *Community Cricket Facility Guidelines* (Cricket Australia, September 2015) provide a consolidated resource of community cricket facility planning, development, management and maintenance information for use by community, government and national cricket industry partners and stakeholders. A facility hierarchy has been developed and the guidelines cover Premier / Regional, Club (Home) and Club (Satellite). Section 2 Technical Information provides guidance notes in relation to key cricket facility components for these three levels in the hierarchy as summarised in the table on the following page.



Table 15 Key Cricket Facility Components by Hierarchy

Facility Standard	Key Features
Premier / Regional	<ul style="list-style-type: none"> Integrates the community cricket pathway and provides connection between Foundation and Talent pathways. Facilities service home clubs, as well as providing for the broader cricket catchment. Home and away fixtures for Premier Cricket in each state, regional training venue for pathway squads and programs, event/carnival venue for state and regional programs and marquee venue for local competitions (e.g. finals). Shared training venue for local community (outdoor turf pitches and possible indoor training pitches), under age Association competition venue and location for school holiday camps. Likely to be shared with a winter tenant.
Club (Home)	<ul style="list-style-type: none"> Provide a mix of recreational and competitive cricket opportunities within a community club environment for local communities - clubs and venues connect with their associated turf or synthetic competition and pathway structure (for all age groups). A club's home ground to conduct home and away fixtures for local, Association, metropolitan and country cricket in each state, local club training, facilitating school to club connectivity and providing opportunities for in2CRICKET and modified programs such as T20Blast. Training facilities and social amenities are provided to promote social activity and community use. Shared venue with a winter tenant. Under age Association competition venue or finals venue at key sites within local Associations.
Club (Satellite)	<ul style="list-style-type: none"> Provides opportunities for club and school competition and social / recreational cricket. Venues often used as secondary grounds for junior and lower senior grades. Satellite or overflow venues away from a club's main home ground that support junior, school and senior club cricket competition (primarily match day use) and formal and informal social cricket use. Venues typically include parks, recreation reserves and schools and often shared venues for broader community use and access. School sites also provide access to cricket opportunities through school curriculum, after school programs, school teams and for recreational use by school pupils and the local community.

Source: *Community Cricket Facility Guidelines* (Cricket Australia, September 2015), pg 15.

The preferred community cricket facility and amenity provision by hierarchy is provided. The Club (Home) facility level is the most common facility type relevant to this study. Key required components are:

- Pitches and Training Amenities** - minimum one playing field; one pitch for synthetic or 5 / 6 for turf; pitch covers for turf; irrigation / access to water; temporary or permanent scoreboard; 3 - 6 synthetic training pitches.
- Site Facilities and Amenities** - spectator viewing (natural shade); car parking minimum 40 spaces; site / venue signage.
- Club Facilities and Amenities** - pavilion clubrooms est minimum size 400 - 500m²; two unisex player change rooms per field; one unisex umpires change room with two lockable cubicles per field; kitchen or kiosk; social / community room (indoors); toilets (Male / Female or unisex and accessible); scorers box / viewing area (table and chairs shade and weather protected); ground maintenance storage for turf venues; equipment storage.

Detailed information, guidelines, plans and area schedules (where applicable) are provided for each level in the hierarchy.

In terms of practice cricket nets, they should be off-ground so that they do not encroach on the playing surface or run-off zone (this includes bowler run-ups). More recent designs include retractable nets which can be opened up for field training / practice (refer examples in figures below) and these can also potentially be used for training in other sports such as netball, soccer, hockey and lacrosse. One or more of the nets may need to be locked requiring the provision of lockable gates.



Diamond Creek Cricket Club Nets ⁵

Lower Plenty Cricket Nets

2.3 Hockey

The Hockey Victoria Strategic Facilities Master Plan Volumes One and Two (2015) provides an inventory of existing facilities, an assessment of overall condition, service level and lifecycle for field and off field infrastructure. A Hockey Victoria Facilities Hierarchy has been developed, proposing minimum facility and amenity requirements. Four levels were proposed in Volume Two being State, Premier League Facility, Regional Facility and Club Facility. The key features for a Club Facility are:

- Preferred surface type - sand based, hybrid or natural turf.
- Lighting - greater than 200 lux.
- Amenities - player change rooms (2), team benches.
- Supporting infrastructure - viewing areas, scoreboard, parking, (half pitch desirable).

The field of play requirements for hockey are specified in the *International Hockey Federation Rules* and a range of information and guides to assist in the development of hockey pitches is also provided.

In terms of a synthetic turf pitch Hockey Victoria provide the following on their website as a guide to cost to build a synthetic pitch from scratch:

A lot will depend on the suitability of the existing sub base material. The more material that needs to be taken out and replaced with suitable base material, the more expensive the overall project will be. A basic sand filled surface with no lights will start at around \$750,000 and you can go up as high as \$1.3 million for the top of the line pitch with lighting and irrigation systems.⁶

Information is also provided on the size of pitch, different types of synthetic surface and benefits of each, maintenance requirements and manufacturers. Multi-purpose opportunities are also identified including tennis, netball, volleyball, lacrosse and 5-a-side soccer (hybrid surfaces) and some wet fields being used for 5-a-side soccer, lacrosse and American football.

⁵ Sourced from Cricket Victoria Website, <http://www.cricketvictoria.com.au/support/net-facilities> 8 July 2014.

⁶ Hockey Victoria Website <http://www.hockeyvictoria.org.au/FACILITIES/Pitch-Development/FAQs> 13 March 2018.



2.4 Netball

The *Netball Victoria (NV) Compliance Fact Sheet* aims to provide stakeholders including Council's, clubs and associations with the current standards for redeveloping or constructing new netball courts. In terms of compliance the fact sheet states that:

NV requires compliance to the expected court, run-off & goal post dimensions, design standards & court conditions noted in this Fact Sheet. This is to ensure a safe & playable netball facility for players, umpires and spectators.

NV encourages all facility owners/managers to bring their courts in to line with the compliance standards as soon as practicable. All new netball courts must be designed & constructed to these standards.

In regards to the technical information regarding court standards the key points to note are:

- Minimum obstacle free space of 3.05m on all sidelines and baselines, of the same surface type and consistent level as the court and a minimum of 3.65m in between courts.
- Slip Resistance - an all-weather surface is required for outdoor courts with all new courts ideally achieving a mean British Pendulum Number (BPN) of at least 75 with testing in line with the most relevant Australian Standard (refer Compliance Fact Sheet for further details).
- Goal Posts - specifies dimensions and padding requirements - 3m high to full length and diameter of post, 2.4m high allowed for modified netball (NetSetGo). Maximum 50mm thick high density foam core.
- Information is also provided on court dimensions, court condition and lighting.

Netball Victoria Facilities Manual (2017) is to be read in conjunction with the *Netball Australia National Facilities Policy (2015)*. Netball Victoria (NV) expects that all new and redeveloped netball facilities will meet the National Netball standards outlined in the two documents. A netball facility four level hierarchy (local, sub-regional, regional, elite) and standards for netball venues for Victoria is provided in the *NV Facilities Manual*.

A Local facility has 1 - 3 courts, Sub-Regional with 4 - 7 courts, and Regional 8+ courts with the type of activities able to be conducted at each level identified and pavilion concept plans for each level.

Some court components common to these three hierarchy levels are provided in the following table.

Table 16 Netball Victoria Facilities Manual - Key Components

Facility Components	Key Features / Requirements
Surface Type	<ul style="list-style-type: none"> • Acrylic, asphalt (outdoor), sprung timber (indoor).
Lights	<ul style="list-style-type: none"> • Indoor 300 lux training and 500 lux competition. • Outdoor 100 lux training and 200 lux competition.
Team	<ul style="list-style-type: none"> • Two (2) benches per court to accommodate minimum 10 people each. • Two (2) shelters per court for outdoor courts only.
Officials	<ul style="list-style-type: none"> • One bench per court to accommodate minimum two (2) people. • One shelter per court for outdoor courts only.
Player changerooms & amenities	<ul style="list-style-type: none"> • Minimum of two (2) each of change rooms and unisex amenities with sizes varying depending on hierarchy level.
Umpires changerooms & amenities	<ul style="list-style-type: none"> • Minimum of two (2) each of change rooms and unisex amenities with sizes varying depending on hierarchy level.
Other	<ul style="list-style-type: none"> • Public toilets; accessible toilet/shower/baby change; spectator shelter (outdoor courts only); spectator seating; administration office, tournament office (not for local); canteen/kiosk/kitchen; storage; car parking.



The *Netball Australia National Facilities Policy (2015)* provides information on a National Framework, Facility Guidance, Facility Development Process and a Technical Manual. It identifies the roles and responsibilities of the various stakeholders including local government, being:

- *Facility planning including assessment and prioritisation of local needs*
- *Facility management and operation including maintenance and capital upgrades*
- *Support for funding applications for small to large scale projects*
- *Investment in facilities.*

The Technical Manual provides all the necessary information to enable the design and construction of netball facilities including compliance, budgeting, site selection and investigations, design, construction (pavement, base and surface), project management and life cycle costing.

Some of the design recommendations (not a standard) that may be beneficial for a court that is part of a football reserve and services a football / netball competition is:

- Locate as close to football ground and pavilion amenities and car park as possible with firm and stable path connections.
- Encourage connection and cross over of spectators with football by providing sightlines between the football ground and netball court.
- Courtside shelters outside the required clear run-off zone for scorers, coaches and spectators.

For courts that are part of a multiple court Association facility the following may be beneficial:

- Change rooms and amenities in close proximity.
- Adequate shade provision, seating for expected number of spectators, shelters (scorers, coaches and spectators).
- Access to potable water.
- Accessible paths between courts, car parks and support infrastructure and sufficient pedestrian / spectator access walkways between and to the ends of courts (outside the required clear run-off zones).
- Warm-up / marshalling area (firm pavement).

Importantly it specifies that these are recommendations, not a standard, and that:

Stakeholders can benefit from consulting with the user groups. This will assist in determining the most suitable layout and supporting infrastructure required for the particular venue and use.

2.5 Soccer (Football)

Football Federation Victoria (FFV) provide a range of facility guidelines depending on the level and type of competition with the Minimum Facility Guidelines Community Competitions providing the key components including:

- Pitch Size:
 - Senior - length minimum 96m, maximum 105m; width minimum 60m, maximum 68m.
 - Junior - length minimum 90m, maximum 105m; width minimum 50m, maximum 68m.
- Run-offs - minimum 3m to any tripping hazard or solid obstruction including fences and team benches.
- Goals - goalposts and nets in accordance with Laws of the Game and conform to Australian Standard AS 4866.1-2007 Playing field equipment- Soccer goals Part 1: Safety aspects and be properly installed and secured. Movable goals must be compliant with the Australian Competition and Consumer Commission's Consumer Protection Notice No. 28 of 2010.



- Player Change Rooms - recommended size (excluding shower and toilet area) is senior two x 25m² and juniors two x 20m² for each pitch in use.
- Match Officials Room - lockable, 20m² (excluding shower and toilet area), with writing desk or bench and chair, access to shower and toilet and accessible without going through player change rooms being used.
- Other - first aid, public toilets (may be shared with player toilets) and accessible by emergency service vehicles.
- Lighting - for amateur level competitions - match training and competition minimum 100 lux.⁷

2.6 Tennis

Tennis 2020 Facility development and management framework for Australian tennis (Tennis Australia 2012) “aligns and integrates our vision and strategies to deliver a sustainable and vibrant environment for tennis facilities and clubs for the period 2012 to 2020.” A hierarchy of facilities is proposed comprising six levels as outlined in the following table.

Table 17 Tennis Australia Facility Hierarchy

Facility Standard	Number of Courts & Centres	Some Key Features
National Tennis Centres	20 courts + 5 centres	<ul style="list-style-type: none"> • International tournaments and events. • Showcase for tennis. • High performance training environment.
Regional Tennis Centres	16 courts + 70+ centres	<ul style="list-style-type: none"> • National / state based tournaments. • Grass roots development. • Resource for smaller centres, clubs and associations. • Community health and wellbeing objectives. • High performance training and talent feeder focus.
Large Community Tennis Centres (Sub Regional)	12 courts + 300+ centres	<ul style="list-style-type: none"> • Community clubs or facilities that have some elements of regional centres but may have fewer courts. • Intra / inter club tournaments. • Grass roots development. • Resource for smaller centres, clubs and associations. • Community health and wellbeing objectives. • High performance training feeder and focus.
District Tennis Centres	8 Courts + 600+ Centres	<ul style="list-style-type: none"> • ... <i>multi suburb focus on engaging and immersing social and competitive players into the tennis culture.</i>⁸ • Interclub tournaments. • Grass roots development. • Sustainable community health and development objectives. • High performance training feeder.
Local Tennis Centres	4 Courts + 1,200+ centres	<ul style="list-style-type: none"> • ... <i>have a local focus on engaging and immersing social and competitive players into the tennis culture.</i>⁹ • Interclub tournaments. • Grass roots development. • Sustainable community health and development objectives. • High performance training feeder.
Public Access Centres	1 Court + 2,400+ centres	<ul style="list-style-type: none"> • Facilities that are able to be hired or have free access for community usage. • Tennis engagement opportunities. • Community development objectives. • Health and social objectives. • Public accessible venues.

Source: *Tennis 2020 Facility development and management framework for Australian tennis* (Tennis Australia 2012)

⁷ Source: Football Federation Victoria Football Lighting Policy & Requirements Season 2018.

⁸ *Tennis 2020 Facility development and management framework for Australian tennis* (Tennis Australia 2012), page 19.

⁹ *Tennis 2020 Facility development and management framework for Australian tennis* (Tennis Australia 2012), page 20.



The hierarchy is to be applied by:

- Reviewing the existing regional provision.
- Development of long term strategies using the provision mix.
- Seeking feedback, advice and support from all stakeholders including Tennis Australia (*Places to Play team*) and Tennis Victoria.

The ideal clubhouse and facility requirements and other amenities are provided for regional, sub-regional, district and local level tennis centres in the hierarchy as well as a population guide for each level. The requirements relevant to this project are summarised in the table below.

Table 18 Tennis Australia Key Selected Hierarchy Facility Components

Level	Clubhouse and facility Requirements (Should Include)	Regional Country Catchment Population Guide
District Tennis Centres	<ul style="list-style-type: none"> • Male and female change including showers. • Café / kiosk, preferably licensed social facilities. • Office facilities. • Outdoor shaded social areas. 	Greater than 5,000 currently within a 30km radius or within five years.
Local Tennis Centres	<ul style="list-style-type: none"> • Male and female change including showers. • Café / kiosk, preferably licensed social facilities. • Office facilities. • Outdoor shaded social areas. 	Greater than 5,000 currently within a 30km radius or within five years.

Source: *Tennis 2020 Facility development and management framework for Australian tennis* (Tennis Australia 2012).

In addition, the *Tennis Facility Planning Guide* provides information on facility development considerations relating to clubhouses including design issues with the following points relevant to this project:

- Size, location and layout commensurate with the number of members, intended facility use and preferred management model.
- Adequate storage areas for equipment (court, coaching and maintenance).
- Office if on-site management, tournaments and events.
- Flexible open area to cater for number of members and players with opportunities for shared and community use.
- Toilets, showers and change rooms that meet Building Code Requirements.
- Heating and cooling as well as shade and outdoor spaces.

Sample configuration layouts are provided as well as two case studies.

2.7 Sports Lighting Standards

The sports lighting proposed at facilities will need to comply with the relevant Australian Standards as well as any sport specific rules and policies.

The *Community Sporting Facility Lighting Guide for Australian Rules Football, Football (Soccer) and Netball* (Sport and Recreation Victorian 2012) provides information to assist clubs in installing effective and appropriate sports lighting. The Guide covers aspects including the planning process, maintenance and operation, environmentally sustainable design, types of lighting, pole height and location and design standards (training and competition). Example plans and indicative 10-year costings (June 2011) are also provided.



The Australian Standards for sports lighting include:

- AS 2560.2.3-2007 Sports lighting - Specific applications - Lighting for football (all codes).
- AS 2560.1-2002 Sports lighting - General principles.
- AS 2560.2.7-1994 Guide to sports lighting - Specific recommendations - Outdoor hockey.
- AS 2560.2.4 - 1986 Specific recommendations - Lighting for outdoor netball and basketball.
- AS 4282 - 1997 Control of the obtrusive effects of outdoor lighting.



3. Sport and Recreation Participation and Trends

Analysis of participation data for Australia, Victoria and Southern Grampians Shire area (where available) provides important information to assist in determining the need for sport and recreation facilities, services and programs.

3.1 Sport and Recreation Participation Trends

In 2015 the Australian Sports Commission commenced AusPlay, a national survey to track the Australian population's participation and to track trends with the latest data released in November 2017.

The AusPlay survey results along with other sport and recreation participation research are summarised in the following sections.¹⁰

3.1.1 Adult Sport Participation Rates

In the period from July 2016 - June 2017 nationally an estimated 88.8% of adults (15 years and over) participated at least once per year in physical activities for sport, for exercise, or for recreation with slightly more males (89.1%) than females (88.6%). This compared to 86.8% between October 2015 to September 2016 with slightly higher percentage of males than females participating at least once per year (87.3% versus 86.3%).

Key features of the national participation data are:

- Generally, participation decreased with age with the 15 - 17 year age group recording the highest rate with 96.4% compared to those 65+ who had the lowest rate with 85.3%. The second highest participation rate was in the 45 - 54 year age group with 91.2%.
- Participation rates for males and females were similar except for the 35 - 44 year age group (90.8% versus 88.1%) and the 15 - 17 year age groups (97.5% and 95.0%) both with a higher percentage of males than females. In the 45 - 54 and 55 - 64 year age groups there was a slightly higher percentage of females than males participating at least once per week.

In comparison in Victoria in the period from July 2016 - June 2017 an estimated 89.2% of adults (15 years and over) participated at least once per year in physical activities for sport, for exercise, or for recreation with the same percentage of males and females (89.2%). This compared to 86.9% between October 2015 to September 2016 with slightly higher percentage of males than females participating at least once per year (87.1% versus 86.7%).

Key features of the Victorian participation data are:

- Generally, participation decreased with age with the 15 - 17 year age group recording the highest rate with 96.2% compared to those 65+ who had the lowest rate with 84.7%.
- Participation rates for males and females are provided in the figure on the following page.

¹⁰ Please note that for AusPlay surveys for children 0-14 years, data was collected via the child's parent/guardian for organised participation outside of school hours.

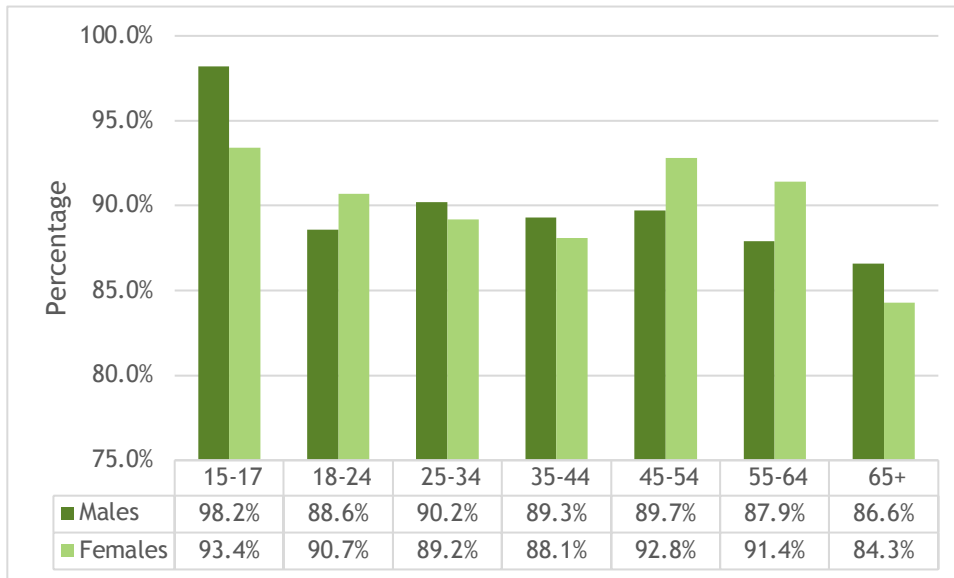


Figure 3 Victorian Participation by Age and Gender

Source: AusPlay Survey Results July 2016 - June 2017

A review of the results by age and gender indicates that:

- A higher percentage participation by males than females in the 15 - 17 year age group (98.2% versus 93.4%) and 65+ (86.6% versus 84.3%).
- A higher percentage of females than males in the 55 - 64 (91.4% versus 87.9%), 45 - 54 (92.8% versus 89.7%) and 18 - 24 (90.7% versus 88.6%) year age groups.
- Participation rates were similar in the 25 - 34 and 35 - 44 year age groups.

3.1.2 Adult Sport Participation Rates by Activity

The following table provides a comparison between adult participation by activity in Victoria in 2015 - 2016 and 2016 - 2017.

Table 19 Victorian Adult Participation by Activity for July 2016 - June 2017 & October 2015 - September 2016

Ranking	July 2016 - June 2017	Participation Rate %	October 2015 - September 2016	Participation Rate %
1	Walking (Recreational)	45.9	Walking (Recreational)	43.2
2	Fitness/Gym	33.6	Fitness/Gym	31.7
3	Athletics, track and field (includes jogging and running)	15.9	Athletics, track and field (includes jogging and running)	15.9
4	Swimming	14.4	Cycling	13.4
5	Cycling	12.8	Swimming	12.7
6	Bush walking	5.4	Tennis	5.9
7	Golf	5.3	Golf	5.4
8	Tennis	5.2	Football/soccer	5.1
9	Basketball	5.2	Bush walking	4.9
10	Football/soccer	5.2	Cricket	4.5

Source: AusPlay Survey Results July 2016 - June 2017; AusPlay Participation data for the sport sector Summary of key national findings October 2015 to September 2016 data, December 2016.

A review of results for adult participation in Victoria indicates the following trends:

- Walking remained the most popular activity with a slight increase from 43.2% to 45.9%.
- There were increases in the percentage of adults participating in fitness / gym from 31.7% to 33.6% and this remained the second most popular activity.



- The top ten sports were the same except for basketball replacing cricket in 2016-2017.
- Other activities with increased percentages in 2016-2017 were swimming (13.4%, ranked 5 to 14.4% ranked 4), bush walking (4.9%, ranked 9 to 5.4% ranked 6).
- Whilst football / soccer participation increased slightly their ranking dropped from 8 to 9.
- Activities with a decreased percentage participation were tennis (5.9% to 5.2%) and golf (5.4% to 5.3%).

The top 10 most popular activities nationally and Victoria for participation at least once per year (July 2016 - June 2017) are provided in the following table.

Table 20 Top Ten Activities National Compared to Victoria July 2016 to June 2017

Ranking	National	Participation Rate %	Victoria	Participation Rate %
1	Walking (Recreational)	43.4	Walking (Recreational)	45.9
2	Fitness/Gym	33.2	Fitness/Gym	33.6
3	Athletics, track and field (includes jogging & running)	15.2	Athletics, track and field (includes jogging and running)	15.9
4	Swimming	15.1	Swimming	14.4
5	Cycling	11.4	Cycling	12.8
6	Bush walking	6.3	Bush walking	5.4
7	Football/soccer	5.7	Golf	5.3
8	Golf	5.0	Tennis	5.2
9	Tennis	4.6	Basketball	5.2
10	Yoga	4.5	Football/soccer	5.2

Source: AusPlay Survey Results July 2016 - June 2017

A review of results for adult participation by activity (at least once per year) nationally compared to Victoria indicates the following trends:

- Walking is the most popular activity both nationally and in Victoria (43.4% and 45.9%).
- The top six activities were the same for both with variations in activities ranked from 7 to 10.
- The only different activities are Yoga ranked 10 nationally and basketball ranked 9 in Victoria.
- Participation in Victoria is higher than the national rate in all except swimming, bush walking and football/soccer.

Participation by gender and activity in Victoria in the period 2016 - 2017 is summarised in the following table.

Table 21 Adult Participation in Victoria by Gender and Activity

Ranking	Males	Participation Rate %	Females	Participation Rate %
1	Walking (Recreational)	34.7	Walking (Recreational)	56.7
2	Fitness/Gym	29.1	Fitness/Gym	37.9
3	Athletics, track and field (includes jogging & running)	17.9	Athletics, track and field (includes jogging and running)	14.0
4	Swimming	12.2	Swimming	16.5
5	Cycling	16.0	Cycling	9.7
6	Golf	8.8	Pilates	7.8
7	Football/soccer	8.3	Yoga	7.0
8	Australian Football	7.1	Bush walking	5.9
9	Basketball	6.7	Netball	5.7
10	Tennis	6.6	Tennis	3.9

Source: AusPlay Survey Results Victoria July 2016 - June 2017



A review of results for the top ten adult participation by activity (at least once per year) in Victoria males compared to females indicates the following trends:

- Females (56.7%) were more likely to walk (recreational) than males (34.7%) as with fitness / gym, 37.9% compared to 29.1%.
- A higher percentage of females than males also participated in swimming, Pilates, yoga, bush walking and netball.
- Males were more likely than females to participate in athletics, track and field (including jogging and running) with 17.9% versus 14% and cycling (16.0% versus 9.7%).
- A higher percentage of males than females also participated in golf, football (soccer), Australian football, basketball and tennis.

3.1.3 Motivations for Participation (Adults)

The AusPlay survey respondents were asked to identify the motivations for participation with key results being:

- The top motivation for participation with more than three-quarters (79%) was physical health or fitness, followed by fun/enjoyment (45.3%) and social reason (27.6%).
- Females (82.4%) are more likely to participate for physical health or fitness than males (75.4%), whilst males are more motivated than females by fun/enjoyment (50.6% versus 40.2%) and social reasons (29.5% and 25.8%).
- The response rates for motivation by age groups is provided in the following figure.

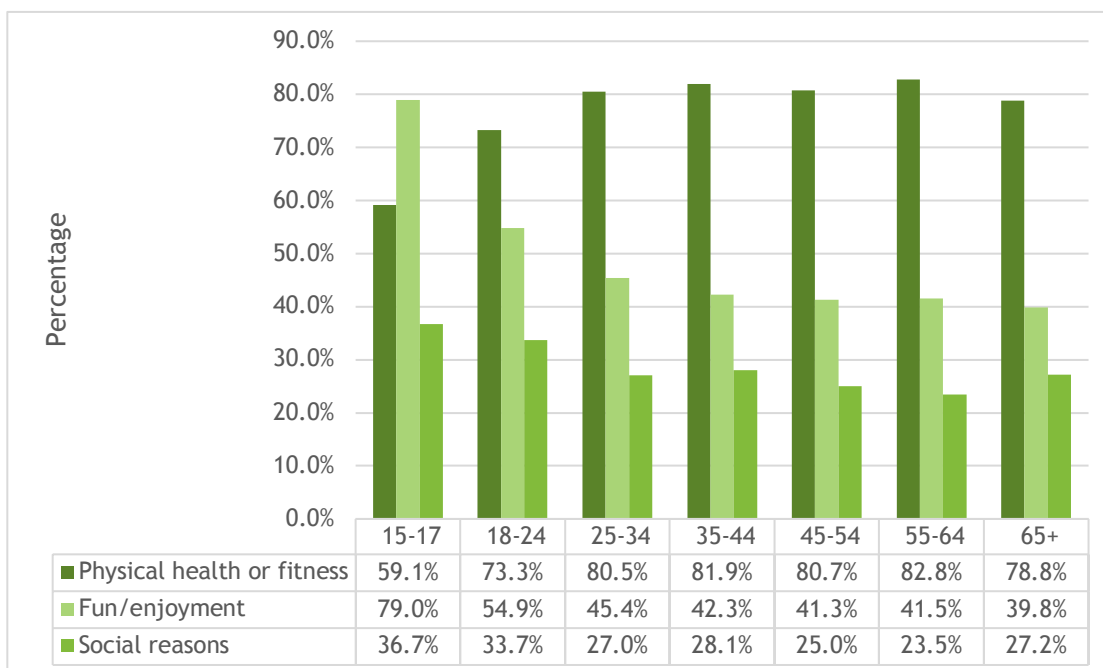


Figure 4 Victorian Adults Top Motivations for Participation by Age Group

Source: AusPlay Survey Results July 2016 - June 2017

A review of the results for motivation by age group indicates that:

- Those aged 15 - 17 age group are more motivated by fun / enjoyment than all other age groups, whilst those aged 18 and above are more likely to be motivated by physical health and fitness.
- In the 55 - 64 year age group the strongest motivation was physical health and fitness (82.8%) which was the highest percentage response of any age group.



- Social reasons were strongest of the age groups in the 15 - 17 year olds with 36.7%, whilst only 23.5% of 55 - 64 year olds motivation was social reasons.
- Motivation of physical health or fitness tends to increase with age until 65+ when it decreases, whilst fun / enjoyment decreases with age whilst motivation for fun / enjoyment tends to decrease with age.

3.1.4 Children’s Sport Participation Rates

In the period from July 2016 - June 2017 nationally an estimated 73.4% of children (0 - 14 years) participated in organised sport and physical activity outside school hours at least once per year compared with 77.1% in Victoria. This is compared to 68.8% between October 2015 to September 2016 nationally and 71.8% in Victoria.

In terms of participation by gender in 2016 - 2017, a higher percentage of boys (74.2%) than girls (72.7%) participated nationally compared with Victoria where there was a slightly higher percentage of girls (77.4%) than boys (76.7%).

Key features of the Victorian data are:

- Participation was highest in the 9 - 11 year age group with 94.1% participating at least once per year, with a slightly higher percentage of boys (95.9%) than girls (92.5%).
- Participation increased with age up to the 9 - 11 year age group for both boys and girls and then decreased in the 12 - 14 year age group.
- Girls had a higher percentage than boys in the 0 - 4 years (59.6% versus 52.2%) and in the 5 - 8 year age group (87.4% versus 81.2%).

3.1.5 Children’s Sport Participation Rates by Activity

The following table provides a comparison between children’s participation by activity in Victoria in 2015 - 2016 and 2016 - 2017.

Table 22 Children’s Participation for Victoria by Activity for July 2016 - June 2017 & October 2015 - September 2016

Ranking	Victoria July 2016 - June 2017	Participation Rate %	Victoria October 2015 - September 2016	Participation Rate %
1	Swimming	38.9	Swimming	33.2
2	Australian football	15.6	Australian football	14.0
3	Basketball	12.1	Basketball	13.1
4	Cricket	9.0	Tennis	8.8
5	Dancing (recreational)	8.5	Netball	8.2
6	Netball	8.4	Football/soccer	8.2
7	Football/soccer	8.3	Dancing (recreational)	6.6
8	Tennis	7.9	Gymnastics	6.4
9	Gymnastics	7.8	Cricket	5.6
10	Athletics, track and field (includes jogging and running)	3.9	Karate	3.9

Source: AusPlay Survey Results July 2016 - June 2017; AusPlay Participation data for the sport sector Summary of key national findings October 2015 to September 2016 data, December 2016.

A review of results for children’s participation in Victoria indicates the following trends:

- Swimming remained the most popular activity, more than double that of the second most popular activity (Australian football) with an increase from 33.2% to 38.9%.
- There were increases in the percentage of children’s participation in Australian football from 14.0% to 15.6%, and this remained the second most popular activity.



- The top ten sports were the same in both periods except for athletics, track and field which is no longer ranked in the top ten. All other activities had an increased percentage although the rankings varied for the sports ranked from 4 to 10.

The top 10 most popular activities nationally and Victoria for participation at least once per year (July 2016 - June 2017) are provided in the following table.

Table 23 Top Ten Activities National Compared to Victoria July 2016 to June 2017

Ranking	National	Participation Rate %	Victoria	Participation Rate %
1	Swimming	33.3	Swimming	38.9
2	Football/soccer	15.1	Australian football	15.6
3	Australian football	8.5	Basketball	12.1
4	Dancing (recreational)	8.3	Cricket	9.0
5	Gymnastics	7.8	Dancing (recreational)	8.5
6	Basketball	6.9	Netball	8.4
7	Netball	6.9	Football/soccer	8.3
8	Tennis	6.2	Tennis	7.9
9	Cricket	6.0	Gymnastics	7.8
10	Athletics, track and field (includes jogging and running)	5.5	Athletics, track and field (includes jogging and running)	3.9

Source: AusPlay Survey Results July 2016 - June 2017

A review of results for children’s participation in organised sport and physical activity outside school hours at least once per year nationally compared to Victoria indicates the following trends:

- Swimming is the most popular activity both nationally and in Victoria (33.3% and 38.9%).
- The top ten activities were the same for both with variations in activities ranked from 2 to 7 and 9 to 10.
- Participation in Victoria is higher than or equal to the national rate in all except for football/soccer and athletics, track and field.

Children’s participation by gender and activity in Victoria in the period 2016 - 2017 is summarised in the following table.

Table 24 Children’s Participation in Victoria by Gender and Activity

Ranking	Boys	Participation Rate %	Girls	Participation Rate %
1	Swimming	37.1	Swimming	40.8
2	Australian football	26.3	Netball	17.1
3	Cricket	15.7	Dancing (recreational)	16.9
4	Basketball	14.3	Gymnastics	11.1
5	Football/soccer	13.0	Basketball	9.9
6	Tennis	9.3	Tennis	6.5

Source: AusPlay Survey Results Victoria July 2016 - June 2017 Note - only top 6 due to low percentages/numbers below this level.

A review of results for children’s participation (top six) in organised sport and physical activity outside school hours at least once per year in Victoria for boys compared to girls indicates the following trends:

- Girls (40.8%) were more likely to swim than boys (37.1%) as with netball (17.1%), dancing (recreational, 16.9%) and gymnastics (11.1%).
- Boys were more likely than girls to participate in Australian football with 26.3%, cricket (15.7%), basketball (14.3% versus 9.9%), football / soccer (13%) and tennis (9.3% versus 6.5%).



The AusPlay research has also shown that active parents are more likely to have active kids.¹¹ A high correlation between parents engagement in sport and their child's participation was identified. The *Australian kids need active, sporty parents Fact Sheet (2017)* states that:

72% of children who have at least one active parent are physically active in organised sport or physical activity outside of school compared to just 53 per cent of children with at least one inactive parent.

In addition, if the parent plays and volunteers in sport, then nearly 90% of children are active in organised sport or physical activity outside school.

A link between the sporting activities of parents and sport preferences of children was also identified with 31% of children participating in the same sport or physical activity as one of their parents. If at least one parent plays a club sport, then 50% of children also played the same sport.¹²

3.1.6 Facilities Used for Sport and Recreation

The *Participation in Sport and Physical Recreation 2011 - 2012 ABS survey*¹³ identified the following trends in regards to the type of facilities used for sport and physical recreation activities:

- The most popular were parks and reserves with 40%, followed by indoor sports and fitness centres with 37%.
- The least likely facilities that people participated in sport and physical recreation were schools and educational facilities with only 9%.
- A review of the results by age indicates that:
 - In the 15 - 17 year age group, public playing fields and ovals were the most popular with 53% followed by schools and educational facilities with 51% and outdoor sports facilities with 42%.
 - For those aged 65 years and over, other facilities (33%) closely followed by parks or reserves with 31% were the highest.
 - Indoor sports facilities (58%) were the most popular facility for those aged 18 - 24 years.
- In regards to facilities for those who only participated in organised sport and physical recreation, indoor sports or fitness centres were the most popular (45%) followed by public playing fields and ovals with 35%.
- Indoor sports and fitness centres and other facilities were the most popular facilities for those who only participated in non-organised activities with 26%.
- Indoor sports and fitness centres were the most popular facilities for those who participated in both organised and non-organised activities with 58%, followed by parks and reserves with 51% and public playing fields and ovals with 45%.

1) Organisation / Venue Use for Adults (AusPlay)

The results for organisation / venue used for adult participation in the AusPlay Survey Results Victoria July 2016 - June 2017 are provided in the figure on the following page.

¹¹ [Australian kids need active, sporty parents](#), Fact Sheet, Australian Sports Commission, AusPlay Survey (2017).

¹² [Australian kids need active, sporty parents](#), Fact Sheet, Australian Sports Commission, AusPlay Survey (2017).

¹³ 4156.0 - Sports and Physical Recreation: A Statistical Overview, Australia, 2012, Australian Bureau of Statistics, Updated January 2015.

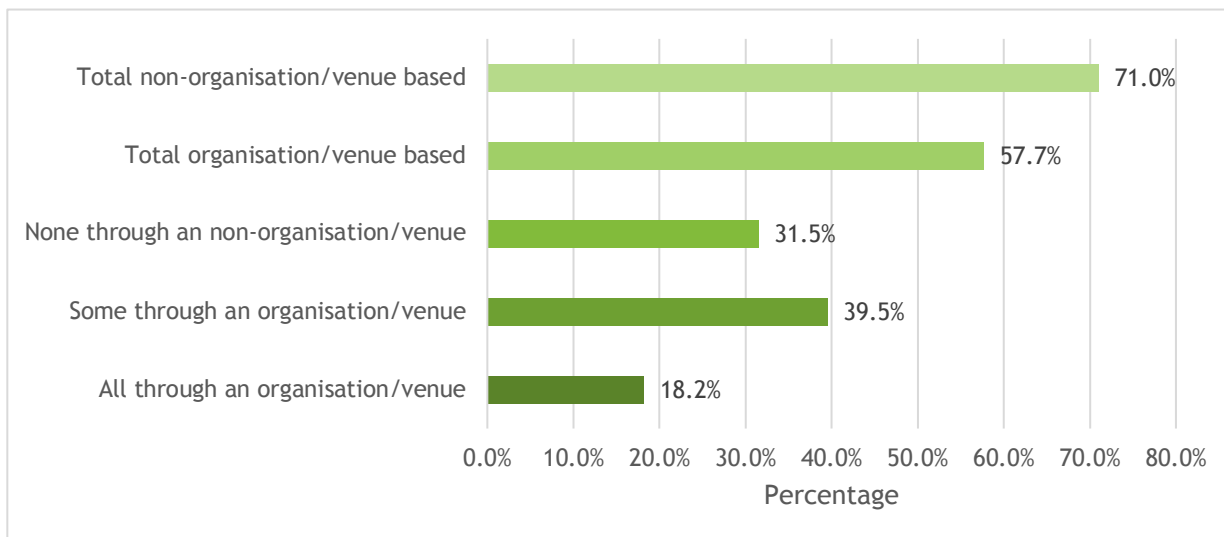


Figure 5 Organisations / Venue Use (Adults) in Victoria

Source: AusPlay Survey Results Victoria July 2016 - June 2017

A review of the results for organisation / venue use indicates that:

- Over two-thirds (71%) of adult participation is non-organisation venue based, whilst 57.7% is organisation / venue based.
- Only 18.2% of adults participation is only through an organisation / venue, whilst for 31.5% of adults, none of their participation is through a non-organisation/venue.

3.2 Organised Sport and Physical Activity Participation

Victorian Participation in Organised Sport investigated four broad themes with key points including the relationship between facilities and participation in four sports (Australian rules football, cricket, netball and tennis) in selected localities, with some points to note being:

- Local government areas with a greater availability of facilities for the sports had higher levels of participation.
- Generally, there was higher participation rates in regional areas and better provision of facilities.
- Significant differences when comparing facility levels and participation rates in geographical areas.¹⁴

Recommendations in regards to the relationship between facilities and participation included that policy makers and funders use the results *to inform evidence-based decisions about future investments in sport and recreation facilities.*¹⁵

The *Age Profiles of Sport Participants* study¹⁶ investigated the age profiles of participation in seven selected sports in Victoria, (Australian rules football, basketball, cricket, hockey, lawn bowls, netball and tennis) comparing trends between genders and residential locations using data provided by the relevant State Sporting Association.¹⁷

¹⁴ Victorian participation in organised sport, Research highlights, VicHealth, 12 April 2016

<https://www.vichealth.vic.gov.au/media-and-resources/publications/victorian-participation-in-organised-sport>

¹⁵ VicHealth Research Practice Fellowship - Physical Activity, Final Report, Associate Professor Rochelle Eime, March 2016

¹⁶ Authors note: the data does not include school-based programs or include participants engaged in a non-playing roles, such as coaches, officials, and volunteers

¹⁷ Age Profiles of Sport Participants, Eime R, Harvey J, Charity M, Casey M, Westerbeek H and Payne W, BMC Sports Science, Medicine and Rehabilitation, Volume 8, published online, 12 March 2016, Source:

https://www.clearinghouseforsport.gov.au/knowledge_base/sport_participation/community_participation/sport_participation_in_australia



The results of the study, based on participation data by age, indicated that 64% of all participants were aged 20 years or younger. Key results were:

- Highest concentration in the 10 - 14 year age group (27.6%).
- Fewer than 10% of participants were over the age of 50 years.
- In terms of participation by gender and age:
 - In the 4 - 7 year age group males made up 13.8% whilst females were only 7.3%.
 - The gender gap narrowed during young adulthood (age 18 - 29 years) with 20.4% of the sample being male and 17.5% female.
 - Beyond the age of 50 gender differences were negligible.
 - Higher proportions of metropolitan than non-metropolitan registered sport participants were engaged in the seven sports between the ages of 4 -12 and ages 19 - 29.
 - Higher proportions of non-metropolitan registered participants were engaged during adolescence (14 - 18 years) and throughout most of adulthood (30+ years).¹⁸

The sports included are of relevance to this project given that all seven included sports have a significant presence in the Southern Grampians Shire Council area both in facility provision and in terms of associations and / or clubs.

3.3 Participation in Physical Activity in Southern Grampians

The figure on the following page provides the physical activity status results from the Victorian Population Health Survey 2014 for physical activity for Southern Grampians, Barwon - South Western Region and Victoria.

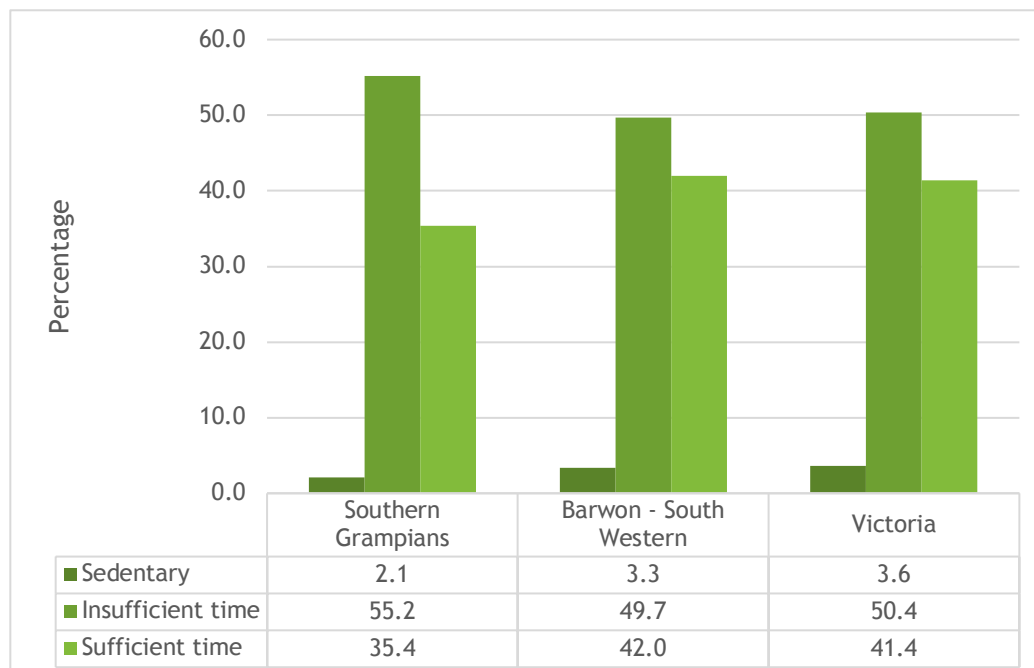


Figure 6 Southern Grampians Physical Activity Comparison

Source: Victorian Population Health Survey 2014, DHHS

¹⁸ Age Profiles of Sport Participants, Eime R, Harvey J, Charity M, Casey M, Westerbeek H and Payne W, BMC Sports Science, Medicine and Rehabilitation, Volume 8, published online, 12 March 2016, Source: https://www.clearinghouseforsport.gov.au/knowledge_base/sport_participation/community_participation/sport_participation_in_australia



A review of the results above indicates that:

- Southern Grampians had a lower percentage (35.4%) with sufficient time and sessions ¹⁹ than both the Barwon - South Western Region (42.0%) and Victoria (41.1%).
- A higher percentage (55.2%) in Southern Grampians had insufficient time and sessions ²⁰ than both the Barwon - South Western Region (49.7%) and Victoria (50.4%).
- Southern Grampians had a lower percentage who were sedentary ²¹ (2.1%) than both the Barwon - South Western Region (3.3%) and Victoria (3.6%).

3.4 Trends Impacting on Sport and Recreation Participation and Facilities

This section highlights the range of general sport and recreation trends that are likely to impact on local communities in the future.

- **A gradual ageing of the population.** As life expectancy increases, birth rates stay low and the “baby boomers” of the 1950s and 1960s grow older. This is placing a demand on providing specific older persons programs.
- **Flexibility in the times when people recreate.** As demands on people’s time increases and work practices change, people are seeking to take their sport and recreation at different times, over a broad spread of hours and at facilities that offer a lot of activities under the one roof. Indoor pools and health and fitness facilities are particularly attractive and getting easier to use, as many are open 12 to 16 hours per day, 7 days a week, with some now also open 24/7.
- **Increased variety in sport and recreation options.** People’s sport and recreation options are changing towards newer more varied activities offered over a greater range of timeframes compared to previous decades where limited variety in activities and scheduling occurred. This has supported the trend to more multi-use facilities to attract a broader range of users as well as multiple programs to meet different needs at the one facility.
- **Constraints to sport and recreation participation.** Lack of time, lack of facilities close by, family and work constraints, health problems and cost of service or use of facilities are the main constraints to many people’s sport and recreation participation. The development of targeted markets of users, programs and services at many aquatic and health and fitness centres has assisted in reducing some of these participation constraints.
- **Changing employment structures, trading and work hours.** These trends often make participation in traditional sport and recreation activities difficult and therefore people are looking for facilities that are open longer hours and have a lot of activity options at the one site. This makes opportunities such as indoor pools and health and fitness centres and indoor sports courts attractive as their long opening hours and days open per year means usage can be made in a wide range of social, training, competition and educational settings.
- **Different people want different activities.** The different population characteristics sees the need for facilities to offer potential users a much more varied range of programs and services than previously offered. All year round available indoor and outdoor sport and recreation facilities also provide the greatest diversity of activities throughout the different seasons impacted by the areas weather.

¹⁹ Sufficient time (≥ 150 min) and sessions (≥ 2), per week.

²⁰ Insufficient time (< 150 min) and/or sessions (< 2), per week.

²¹ *Sedentary means sitting or lying down for long periods at a time. A person may incorporate physical activity into their day, yet can still be considered sedentary if they spend a large amount of their day sitting or lying down at work, home, or while studying, travelling or during their leisure time.* <https://www2.health.vic.gov.au/public-health/preventive-health/physical-activity>



- **Provision of high standards and quality of facilities and services.** People are more and more looking for high standard, high quality facilities and services to meet their sport and recreation needs. This has also seen the trend for indoor facilities becoming very popular as they allow activity in safe and secure spaces in all weather and environmental conditions. This leads to indicating that building low standard, low cost facilities will not attract the maximum user market. The development by a number of peak sporting bodies of sport specific facility standards has also placed pressure on facility providers to meet higher standards of provision.
- **Desire for activities to be affordable.** The development of multi-purpose aquatic, fitness and indoor sport centres has enabled the high operating cost activities, such as aquatics, to be cross subsidised by more profitable activity areas such as health and fitness, food and beverage and entertainment areas. This has enabled many facilities to keep general entry fees low to encourage use whilst seeking users who want special services to contribute at a greater level to the cost of such activities. In general, there is a greater reliance on locally accessed and lower cost opportunities by those without the resources to travel and pay for more expensive activities.
- **Recognition of strong links between physical activity and health.** Preventative health care and active lifestyles are very important to many people and aquatic, health and fitness, indoor and outdoor sport activities are becoming a large part of people's activity choices. There is increased recognition of the strong links between involvement in recreational activity and good health, and the development of appropriate activities and services, which support this.
- **Expectations of equity and access.** Today's society expects all abilities and people with disabilities to be catered for in public facilities. This has seen improved design features to increase accessibility to and within such facilities. Added to this is the growing array of programs and activities offered to people of all abilities, physical condition and skill levels.
- **Sustainable Development.** In addition to the trends above there are specific trends relating to leisure and sporting facility development such as sport facility planners and operators need to respond to community demand for more sustainable and eco-friendly infrastructure.

All sports and recreation providers are operating in an environment of change. There are many challenges that will need to be dealt with including:

- **Consumer Expectations:** As a result of consumers being exposed to high quality programs, events and services through the media and other leisure industry providers they are expecting more and more from their sport and recreation programs. This includes quality of facilities, support amenity, player and spectator comfort, quality of service, coaching and expecting the service to be provided when they want it. However, this has meant that significantly less program space can be achieved per investment dollar.
- **Changing population demographics:** Australia's population is ageing. The percentage of population of 5 to 14 year olds will continue to decrease with the greatest growth in the 55+ age group. This will create a demand for programs and services in sport and recreation that go well beyond a focus on junior participation.
- **Competition for participants:** All Australia's sporting codes have recognised the need to recruit young players into their sport at an early age. Many of the sports face competition from large, well-funded junior programs and high profile sports as well as other forms of entertainment competing for the time and interest of young people. A key challenge for many sports and recreational activities is the retention of those recruits beyond their early to mid-teen years.
- **Reliance on external revenues:** Participants provide a large proportion of funding for most sport and recreation activities, programs and services. Competition is intense for funding, sponsorship, spectators, profile and members. Providers will need to clearly differentiate and market products



and benefits to seek to access other revenue streams. This is particularly important in the development and upgrade of facilities and equipment.

- **Facilities:** Maintaining and developing new facilities is a major challenge for the sport and recreation industry. The future may require sporting and recreation providers to partner in multi-sport / recreational developments either in local government or commercially built complexes.
- **Well-trained personnel:** Volunteers predominantly service most sports. Recruiting and retaining paid staff and volunteers are critical to operations. In an increasingly regulated world, volunteers need and demand access to training and education in a flexible delivery model that responds to their busy lives. Coaches, officials and administrators must be supported to ensure the delivery of quality programs and competitions. Supporting and recognising volunteers is a task not to be underestimated.

3.4.1 Australian Sports Commission Reports

In 2015 the Australian Sports Commission released *Play. Sport. Australia.*, their plan to increase Australian's participation on sport. The plan identified two key issues facing Australia sport:

- *keeping sports relevant and viable*
- *keeping Australians active and healthy.*

Three key aims for sport are identified being:

- *more Australians, particularly young Australians, participating in sport more often;*
- *year-on-year membership and participation growth for all sports, and;*
- *strong sporting organisations that can deliver the products and opportunities Australians want.*²²

Intergenerational Review of Australian Sport 2017 identifies some trends that are and will impact on sport in Australia in the future. These include:

- *Sport in schools* - less hours are being spent on sport and physical education; fewer trained teachers with only 35% of primary schools and 57% of high schools having a specialist physical education teacher (data from 2009); overall the trends are resulting in less sport being taught in schools.
- *Inactivity and obesity* - are rising; based on current trend predicts that by 2025, 33% of children, 67% of women and 74% of men could be overweight and obese.
- *Demographic and social changes* - ageing population; currently only 27% of those 65+ are participating in sports related activities; for this group to remain active longer need to expand sport and physical activity products targeted to this group; free time declining; spending longer time at work and more dual income families with less time for recreation and physical activity placing pressure for traditional sporting club models; important to meet needs of culturally diverse population.
- *In rural Australia, club participation rates have been shown to be 61% higher in boys and 44% in girls than in urban areas, illustrating the importance of sports clubs to rural community connectivity.*²³
- *Commercialisation of sport* - "widening wealth gap between commercial largely male sports and the broader community."²⁴
- *New technology* - creation of sport communities on-line outside normal club structure; fitness tracking technologies supporting individuals by making it easier for them to access, support and track performance.

²² Play Sport Australia, Australian Sports Commission, 2015. Source:

https://www.clearinghouseforsport.gov.au/knowledge_base/sport_participation/community_participation/sport_participation_in_australia

²³ *Intergenerational Review of Australian Sport 2017*, The Boston Consulting Group, 2017.

²⁴ *Intergenerational Review of Australian Sport 2017*, The Boston Consulting Group, 2017.



- Sport structural constraints impacting capacity to change and meet new demands and challenges.
- Potential for adult participation to drop by over 15% by 2036 if trends continue. Child participation likely “to be largely protected in the short term as some sports develop modern, fun products to attract the next generation of players and fans.”²⁵
- Sporting organisations - flat or declining participation rates for some sports; decreasing volunteer numbers; affects on operational and financial viability which will impact on facilities (decline); and

*With fewer participants, competitions will become weaker and unsustainable - with acute impacts on rural communities in particular.*²⁶

The report identifies five major areas of activity including improving sports infrastructure, especially community level. A co-ordinated and prioritised approach to infrastructure spending is needed with the need to work with State and local governments to ensure the quality and availability of community sports infrastructure; increase the number of multi-sports hubs; co-location with schools and other facilities and alternative revenue sources for maintenance of the facility; *project funding should involve a minimum level of co-funding by the NSO, local council and private sector organisation*; existing infrastructure to be more accessible, for example:

- *Local government ensuring green spaces appropriate for sport, keeping parks and sports facilities open later, and increasing the walking, running and cycling friendliness of cities.*
- *Developing facility partnerships between schools, clubs and local government bodies to increase facility utilisation and lower operating costs.*²⁷

²⁵ *Intergenerational Review of Australian Sport 2017*, The Boston Consulting Group, 2017.

²⁶ *Intergenerational Review of Australian Sport 2017*, The Boston Consulting Group, 2017.

²⁷ *Intergenerational Review of Australian Sport 2017*, The Boston Consulting Group, 2017.



4. Sport and Recreation Facility Inventory

A component of the study was the development of the sport and recreation facility inventory and the development of a facility hierarchy of the sport and recreation facility provision for Southern Grampians Shire Council area.

This section of the report provides the following:

- Assets Overview
- Facility Location, Distribution and Type
- Facilities by Activity Type
- Land Ownership and Land Management
- Sport, Recreation and Leisure Clubs, Groups and Activities
- Sport and Recreation Facility Hierarchy.

4.1 Assets Overview

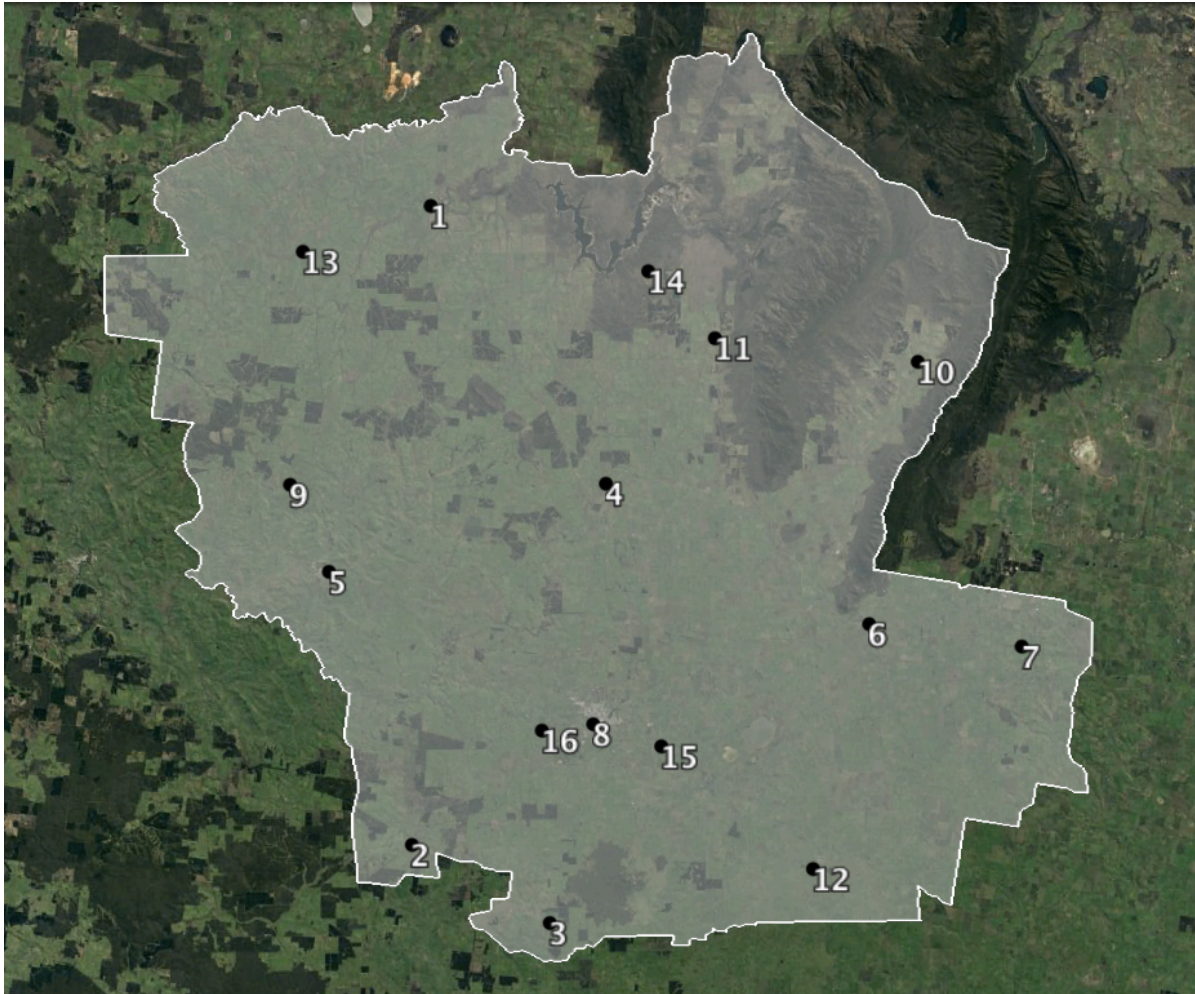
Utilising information provided by Southern Grampians Shire Council and data collected from the project surveys and consultations a sport and recreation facility inventory database has been developed. The facility inventory includes the following:

- Town / Location
- Facility and Address
- Asset Type
- Sport / Activity
- Brief Description
- Recommended Facility Hierarchy Level
- Land Owner
- Land Manager
- User Groups.

The facility inventory is documented into an Excel Spreadsheet program and is provided as a separate document with a summary in Appendix 3.

4.2 Facility Location, Distribution and Type

The identified facilities are located throughout 16 different towns, localities or rural areas within the municipality as shown in the figure on the following page.



Map Ref	Township
1	Balmoral
2	Branxholme
3	Byaduk
4	Cavendish
5	Coleraine
6	Dunkeld
7	Glenthompson
8	Hamilton
9	Konongwootong
10	Mirranatwa
11	Mooralla
12	Penshurst
13	Pigeon Ponds
14	Rocklands
15	Tarrington
16	Yulecart

Figure 7 Towns and Locations with Sport and Recreation Facilities

The details of the facilities in each township / location are provided in the table on the following page.



Table 25 Southern Grampians Shire Council Towns and Localities Facility Provision

Town / Location	Facility			
Balmoral	Balmoral Bowls Club	Balmoral Golf Club	Balmoral Recreation Reserve	Balmoral Swimming Pool
Balmoral	Glendinning Street Playground			
Branxholme	Branxholme Bowls Club	Branxholme Recreation Reserve		
Byaduk	Byaduk Recreation Reserve			
Cavendish	Cavendish Recreation Reserve			
Coleraine	Coleraine Bowling Club	Coleraine Golf Club	Coleraine (Silvester Oval) Recreation Reserve	Coleraine Turnbull Street Recreation Reserve
	Coleraine Showgrounds	Coleraine Skate Park	Coleraine Swimming Pool	Coleraine Tennis & Netball
	Coleraine Visitor Information Centre	Mocka's Boxing Club		
Dunkeld	Dunkeld Bowling Club	Dunkeld Consolidated School	Dunkeld Memorial Park	Dunkeld Racecourse
	Dunkeld Recreation Reserve	Dunkeld Swimming Pool	Dunkeld Tennis Courts	Grampians Golf Club
Glenthompson	Glenthompson Lions Park	Glenthompson Recreation Reserve	Glenthompson Swimming Pool	
Hamilton	BelieFit	Botanic Gardens	Bree Park	Brumley Park
	Coleraine Road Reserve	EmpowerFit	Grangeburn Bowls Club	Hamilton and District Gymnastics Club
	Hamilton Bowls Club	Hamilton Clay Target Club	Hamilton Croquet Club	Hamilton Cycling Track
	Hamilton Fitness 24/7	Hamilton Golf Club	Hamilton Indoor Leisure & Aquatic Centre	Hamilton Olympic Swimming Pool
	Hamilton Pistol Club	Hamilton Recreation Reserve	Hamilton Showgrounds	Hamilton Tennis Club
	Hughan Park	Kennedy Oval	Kokoda Avenue Playground	Lake Hamilton
	Mocka's Boxing Club	Melville Oval	Mitchell Park	Monivae College
	Parklands Golf Course	Patterson Park	Pedrina Park	Quigley Reserve
	Rasmussen Reserve	The Hamilton and Alexandra College	White Avenue Reserve	
Konongwootong	Konongwootong Reservoir	Konongwootong Tennis & Community Reserve		
Mirranatwa	Mirranatwa Tennis Courts			



Town / Location	Facility			
Mooralla	Mooralla Golf Course	Mooralla Tennis Courts		
Penshurst	Penshurst Bowls Club	Penshurst Racecourse Reserve	Penshurst Recreation Reserve	Penshurst Swimming Pool
Pigeon Ponds	Pigeon Ponds Recreation Reserve			
Rocklands	Rocklands Reservoir			
Tarrington	Tarrington Recreation Reserve			
Yulecart	Yulecart Recreation Reserve			

The following two figures provide maps of the sport and recreation facility locations, with the first map for townships and localities and the second map for Hamilton and Surrounds.

Legend for Figure 8 on the following page

Map Ref	Facility	Map Ref	Facility
1	Balmoral Bowls Club	22	Dunkeld Memorial Park
2	Balmoral Golf Club	23	Dunkeld Racecourse
3	Balmoral Recreation Reserve	24	Dunkeld Recreation Reserve
4	Balmoral Swimming Pool	25	Dunkeld Swimming Pool
5	Glendinning Street Playground, Balmoral	26	Dunkeld Tennis Courts
6	Branxholme Bowls Club	27	Grampians Golf Club, Dunkeld
7	Branxholme Recreation Reserve	28	Glenthompson Lions Park
8	Byaduk Recreation Reserve	29	Glenthompson Recreation Reserve
9	Cavendish Recreation Reserve	30	Glenthompson Swimming Pool
10	Coleraine Bowling Club	31	Konongwootong Reservoir Konongwootong Tennis & Community Reserve
11	Coleraine Golf Club	32	Mooralla Golf Course
12	Coleraine (Silvester Oval) Recreation Reserve	33	Mooralla Tennis Courts
13	Coleraine Showgrounds	34	Penshurst Bowls Club
14	Coleraine Skate Park	35	Penshurst Racecourse Reserve
15	Coleraine Swimming Pool	36	Penshurst Recreation Reserve
16	Coleraine Tennis & Netball	37	Penshurst Swimming Pool
17	Coleraine Turnbull Street Recreation Reserve	38	Pigeon Ponds Recreation Reserve
18	Coleraine Visitor Information Centre	39	Rocklands Reservoir
19	Mocka's Boxing Club, Coleraine	40	Tarrington Recreation Reserve
20	Dunkeld Bowling Club	41	Yulecart Recreation Reserve
21	Dunkeld Consolidated School		

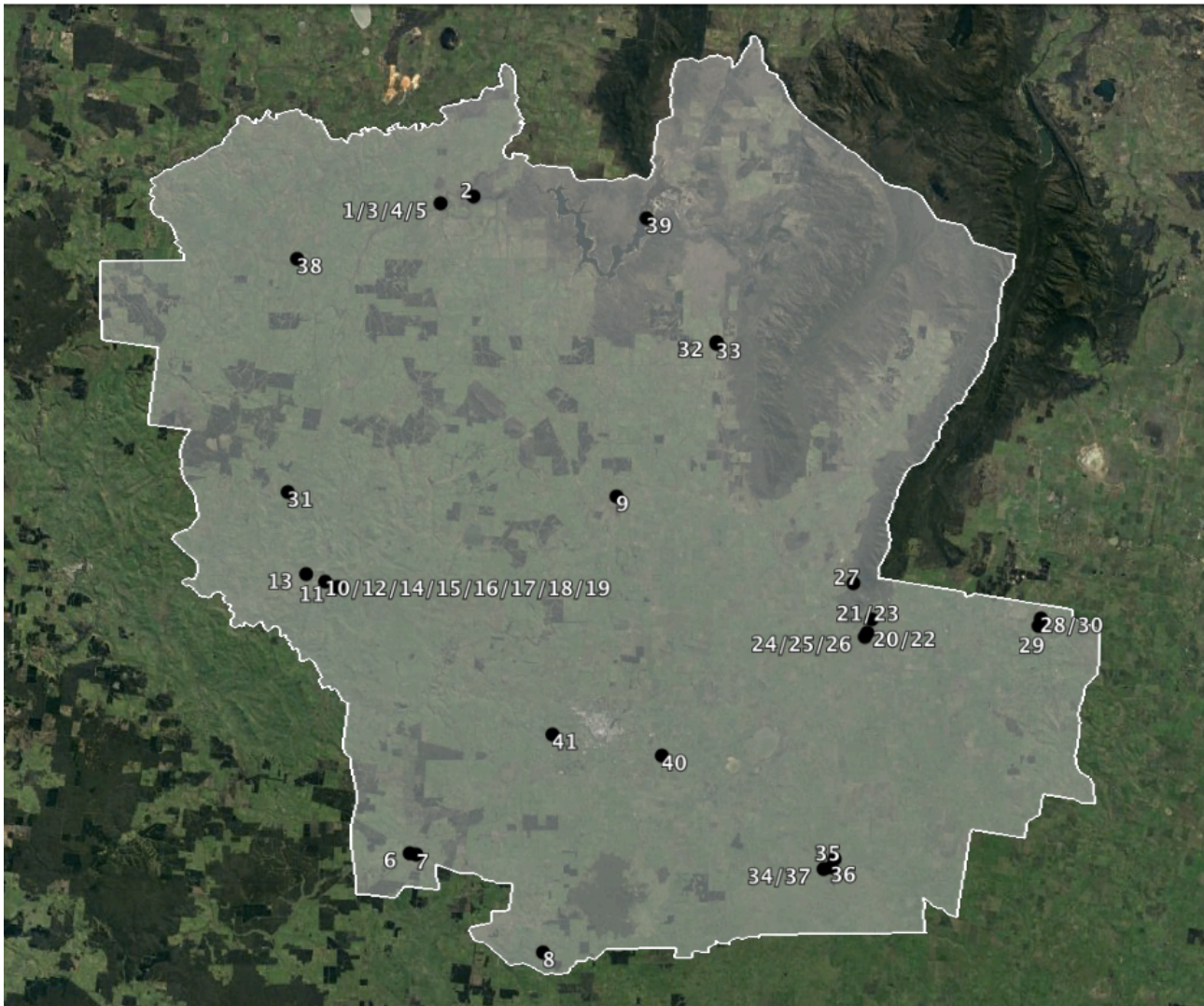


Figure 8 Map of Sport & Recreation Facilities - Townships & Localities

Note: Refer previous page for legend



Map Ref	Facility
1	Belieffit
2	Botanic Gardens
3	Bree Park
4	Brumley Park
5	Coleraine Road Reserve
6	EmpowerFit
7	Grangeburn Bowls Club
8	Hamilton and District Gymnastics Club
9	Hamilton Bowls Club
10	Hamilton Clay Target Club
11	Hamilton Croquet Club
12	Hamilton Cycling Track
13	Hamilton Fitness 24/7
14	Hamilton Golf Club
15	Hamilton Indoor Leisure & Aquatic Centre
16	Hamilton Olympic Swimming Pool
17	Hamilton Pistol Club
18	Hamilton Recreation Reserve
19	Hamilton Showgrounds
20	Hamilton Tennis Club
21	Hughan Park
22	Kennedy Oval
23	Kokoda Avenue Playground
24	Lake Hamilton
25	Melville Oval
26	Mitchell Park
27	Mocka's Boxing Club
28	Monivae College
29	Parklands Golf Course
30	Patterson Park
31	Pedrina Park
32	Quigley Reserve
33	Rasmussen Reserve
34	The Hamilton and Alexandra College
35	White Avenue Reserve

Figure 9 Map of Sport & Recreation Facilities - Hamilton & Surrounding Areas



A review of the facilities data by location indicates the following facility provision trends:

- A total of 77 sport and recreation facilities have been identified, however a number cater for multiple sport and recreation activities such as Balmoral Recreation Reserve, Coleraine (Silvester Oval) Recreation Reserve, Glenthompson Recreation Reserve, Hamilton Indoor Aquatic & Leisure Centre and Pedrina Park.
- Hamilton has a total of 35 facilities identified, whilst Coleraine has 10 and Dunkeld eight (8).
- A total of 137²⁸ different sport and recreation facilities have been identified that cater for a diverse range of sport and recreation activities throughout the Shire.
- Active recreation reserves are located in the following small towns / localities Balmoral, Branxholme, Byaduk, Cavendish, Coleraine, Dunkeld, Glenthompson, Konongwootong, Peshurst, Pigeon Ponds, Tarrington and Yulecart.

4.3 Facilities by Activity Type

There are diverse range of sport and recreation activities for the Southern Grampians Shire community with a total of 35 different activities identified. A review of the data for the facilities and activities indicates the following trends:

- There are 14 facilities with cricket wickets, of which nine are turf wickets. One synthetic facility in Hamilton, no longer has a club utilising the facility.
- Tennis also has 14 outdoor facilities and one indoor asphalt multi-use court at Balmoral Recreation Reserve. Only four of the tennis facilities have active tennis clubs / associations, being Byaduk, Cavendish, Hamilton and Pigeon Ponds.
- Netball currently has 10 venues providing netball courts, including one indoor asphalt multi-use court at Balmoral Recreation Reserve. Some of the netball courts are multi-use shared with tennis. Pedrina Park currently has nine (9) courts of which two have been deemed unplayable (Hamilton Netball Association Facility Condition & Compliance Report, 2MH Consulting, 11/12/2016). The majority of the netball courts within the Shire do not comply with the current Netball Victoria standards in terms of run-off.
- Australian rules football has a total of 10 venues, with one club utilising two venues (Glenthompson-Dunkeld Football Netball Club) and one venue no longer has a tenant club. Three venues are identified as having two user groups being Dunkeld Recreation Reserve, Melville Oval and Pedrina Park.
- There are number of aquatic and water sports facilities as follows:
 - Seven swimming pools, one indoor (HILAC) and six outdoor facilities including two 50m outdoor pools (Hamilton and Coleraine).
 - Konongwootong Reservoir - angling, recreation and water sports.
 - Lake Hamilton - angling, cycling, recreation, rowing, walking / jogging and water skiing.
 - Rocklands Reservoir - angling, boating, jet skiing, recreation and water skiing.
- Bowls with seven (7) facilities and golf with six (6) courses are both well catered for within the Shire.
- There are 23 playgrounds with the majority located in Hamilton. In addition, there are two skate facilities, located at Lake Hamilton and in Coleraine.

²⁸ Facilities that cater for more than one sport have been counted for each sport. For example, a facility that caters for Australia rules football and cricket is counted as two facilities. Courts that are used for netball and tennis are also counted as two facilities.



4.4 Sport and Recreation Clubs, Groups and Activities

A review of the data for sport and recreation clubs in Southern Grampians Shire Council indicates that there are 84 clubs that are regular users of the facilities. A review of the data indicates that:

- A total of 45 facilities have one or more regular user groups.
- Those with multiple user groups include:
 - Pedrina Park with 12 of which six (6) are hockey clubs that are part of the Glenelg Hockey Association. There are also two other association / league users being Hamilton Kangaroos Junior Football League and Hamilton Netball Association.
 - Hamilton Indoor Leisure & Aquatic Centre (HILAC) has five regular user groups of which three are associations involving multiple clubs.
 - The Hamilton and Alexandra College has four regular user groups, including three associations involving multiple clubs. Hamilton Showgrounds also has four user groups.
- A review of those facilities without a regular user group include:
 - There are 10 tennis court facilities without regular user / group identified.
 - Hamilton Recreation Reserve - Australian rules football and cricket.
 - Coleraine Tennis - Netball - netball.
 - The remaining facilities without regular user groups are swimming pools, health and fitness, playgrounds, reservoir and skate parks.

4.5 Land Ownership and Land Management

A review of the facility inventory data for land ownership and land management indicates the following:

- Just over half of the facilities (53%,) are owned by the Crown. Of these facilities:
 - Some 40% of these facilities are managed by a Department of Environment, Land, Water and Planning appointed Committee of Management.
 - Just over a quarter (26%) are managed by Southern Grampians Shire Council and an additional 10% by a Southern Grampians Shire Council appointed Section 86 Committee of Management.
 - There are 14% that are managed by the club / user group.
 - This includes two facilities on Department of Education and Training land and one facility managed by GMMWater.
- Almost a quarter (24%) of the facilities are owned by Southern Grampians Shire Council, of which 83% are under the direct management of Council with the remainder managed by the tenant club.
- There are nine (9) facilities that are privately owned and managed and a further nine (9) that are owned and managed by the club.
- It is very important to note that Southern Grampians Shire Council and the community have made significant investment (financial and human resources) into the sport and recreation facilities located within the Municipality on Crown land.

4.6 Sport and Recreation Facilities Hierarchy

A three level facility hierarchy consistent with the research findings, industry and regional trends is proposed for Southern Grampians Shire Council in order to guide the future development and provision of sport, recreation and leisure facilities.



The figure below summarises the recommended facility hierarchy proposed to guide all future facility development and strategies and is consistent with other municipality hierarchies in the region (where appropriate).

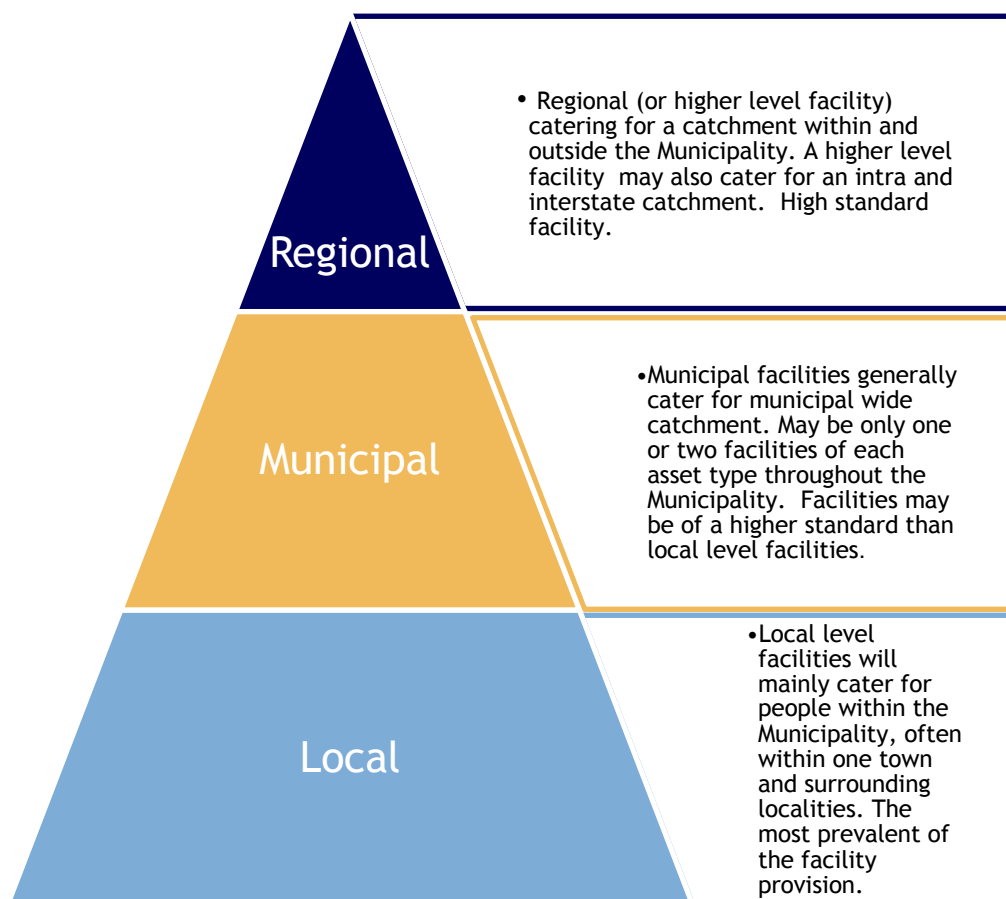


Figure 10 Facility Hierarchy

The service levels of ground and building maintenance will be provided in line with the hierarchical structure. The higher standard Regional facility will usually require a greater level of maintenance. Classifications should be reassessed every five years or as facilities are upgraded or user needs change.

4.6.1 Sport Facility Hierarchy Definitions

The definitions for the three-level sport facility hierarchy in order to guide the future development and provision of sport facilities are detailed in the following table.

Table 26 Sport Facility Hierarchy Definitions

Classification	Definition	Examples
Regional	Regional level facility catering for a catchment within and outside the Municipality. They will have the capacity and standard of infrastructure to cater for and attract regional and state level events.	Lake Hamilton Rowing Regional Cricket Hub - Monivae College Melville Oval - Australian rules football & Cricket Pedrina Park - Hockey



Classification	Definition	Examples
Municipal	Municipal facilities cater for and have a municipal catchment. They will generally cater for activities that have lower participation rates and only one or two facilities throughout the Municipality. Facilities may be of a higher standard than local level facilities to accommodate a higher level of competition.	Dunkeld Racecourse Hamilton Indoor Leisure & Aquatic Centre Hamilton Cycling Club Hamilton Pistol Club Hamilton Tennis Club Pedrina Park - Netball and Soccer
Local	Local level facilities will mainly cater for people within Southern Grampians Shire Council area, sometimes within one town, providing for local senior and junior club competition and training. They are normally the “home ground” facility for user groups. May include school facilities being used as joint-use community facilities. Generally services the immediate local area and in rural areas the surrounding community. Local facilities tend to be the most prevalent of the sporting facility provision within Southern Grampians Shire Council area.	Byaduk Tennis Courts Branxholme Bowls Club Cavendish Recreation Reserve Coleraine Golf Club Glenthompson Recreation Reserve Kennedy Oval, Hamilton Mooralla Golf Course Pedrina Park - Australian Rules Football and Cricket Penshurst Pony Club

It is important to note that not all levels of the Sport Facility Hierarchy are applicable to all sports. Generally lower participation sports may only have one or two levels (e.g. softball/baseball, hockey, rugby union) whilst higher participation sports may have all three levels (e.g. netball, cricket, Australian rules football) in order to be able to cater for the varying standards of competition. Where deemed appropriate the relevant sport governing body requirements and standards will be applied.

4.6.2 Recreation Facility Hierarchy Definitions

The definitions for the three-level recreation facility hierarchy in order to guide the future development and provision of recreation facilities are detailed in the following table.

Table 27 Recreation Facility Hierarchy Definitions

Classification	Definition	Examples
Regional	Regional level facility catering for a catchment within and outside the Municipality. May be managed by State Agencies in partnership with Council.	Grampians National Park Rocklands Reservoir
Municipal	Municipal facilities cater for and have a municipal catchment. Facilities may be of a higher standard than local level facilities and will cater for informal and passive activities.	Hamilton Botanic Gardens Lake Hamilton Adventure Playground Lake Hamilton



Classification	Definition	Examples
Local	<p>Local level facilities will mainly cater for people within Southern Grampians Shire Council area, sometimes within one town, providing for local community recreation.</p> <p>Generally services the immediate local area and in rural areas the surrounding community.</p> <p>Local facilities tend to be the most prevalent of the recreation facility provision within Southern Grampians Shire Council area and will cater for informal and passive activities.</p>	<p>Coleraine Skate Park</p> <p>Dunkeld Memorial Park Playground</p> <p>Glendinning Street Playground, Balmoral</p> <p>Glenthompson Swimming Pool</p> <p>Hughan Park Playground, Hamilton</p>



5. Project Surveys

This section of the report summarises the results of the market research and consultations including:

- Public Survey
- Club and Organisation Survey
- School Survey
- Stakeholder forums and interviews
- Community / public forums
- Youth Cafés
- Selected LGAs.

5.1 Public Survey

This section summarises the key findings from the public survey in the Southern Grampians Shire Council area. The survey was available both-online and in hard copy, with a total of 302 surveys completed. Respondents provided information on:

- Respondent profile.
- Current participation and non-participation in sport, recreation or physical activities.
- Current facilities utilised for participation in sport, recreation or physical activities.
- Future participation in sport, recreation or physical activities and facilities/spaces or programs that would encourage more participation in the future.

5.1.1 Respondent Profile

The following table summarises the results for gender, age and area of resident data.

Table 28 Public Survey Respondent Sample

Category	Sub-Group	Number	%
Gender	Female	189	73.8%
	Male	65	25.4%
	Prefer not to specify	2	0.8%
Age Range	19 years and under	47	18.4%
	20 - 29 years	34	13.3%
	30 - 39 years	51	19.9%
	40 - 49 years	64	25.0%
	50 - 59 years	35	13.7%
	60 - 69 years	18	7.0%
	70 years plus	5	2.0%
	Prefer not to specify	2	0.8%
Area of Residence	Hamilton	168	65.5%
	Branxholme	12	4.7%
	Dunkeld	12	4.7%
	Cavendish	10	3.9%
	Coleraine	10	3.9%
	Balmoral	7	2.7%
	Tarrington	6	2.3%
	Glenthompson	5	2.0%
	Penshurst	2	0.8%
	Byaduk	1	0.4%
	Pidgeon Ponds	1	0.4%
	Other areas in Southern Grampians Shire	12	4.7%
	Other Council areas	10	3.9%

Note: not all survey respondents provided this information.



A review of the data where provided for the survey respondents sample indicates that:

- Significantly more females responded to the survey than males (73.8%, 189 compared to 25.4%, 65).
- The age bracket that represented the largest proportion of the survey respondents was 40 to 49 years being a quarter of the total sample (25.0%, 64), followed by 30 to 39 years with 19.9% (51) and 19 years and under with 18.4% (47).
- The majority of survey respondents, with almost two-thirds, live in Hamilton (65.5%, 168), followed by Branhholme and Dunkeld both with 4.7% (12 each).

5.1.2 Current Participation in Sport, Recreation or Physical Activities

Survey respondents were questioned about their participation in any form of sport, recreation or physical activity in the last 12 months.

Table 29 Public Survey Participation in Sport, Recreation and Physical Activities by Gender

Category	Sub-Category	Yes	No
Total	Total	94.7%	5.3%
Gender	Female	95.8%	4.2%
	Male	96.9%	3.1%

A review of the participation results above indicates that:

- More than nine out of 10 people (94.7%, 286) participated in sport, recreation or physical activities in the past 12 months.
- A total of 5.3% (16) had not participated in any sport, recreation or physical activity in the past 12 months
- Participation in sport, recreation or physical activity did not vary greatly between genders, with males (96.9%, 63) having a slightly higher participation rate than females (95.8%, 181).

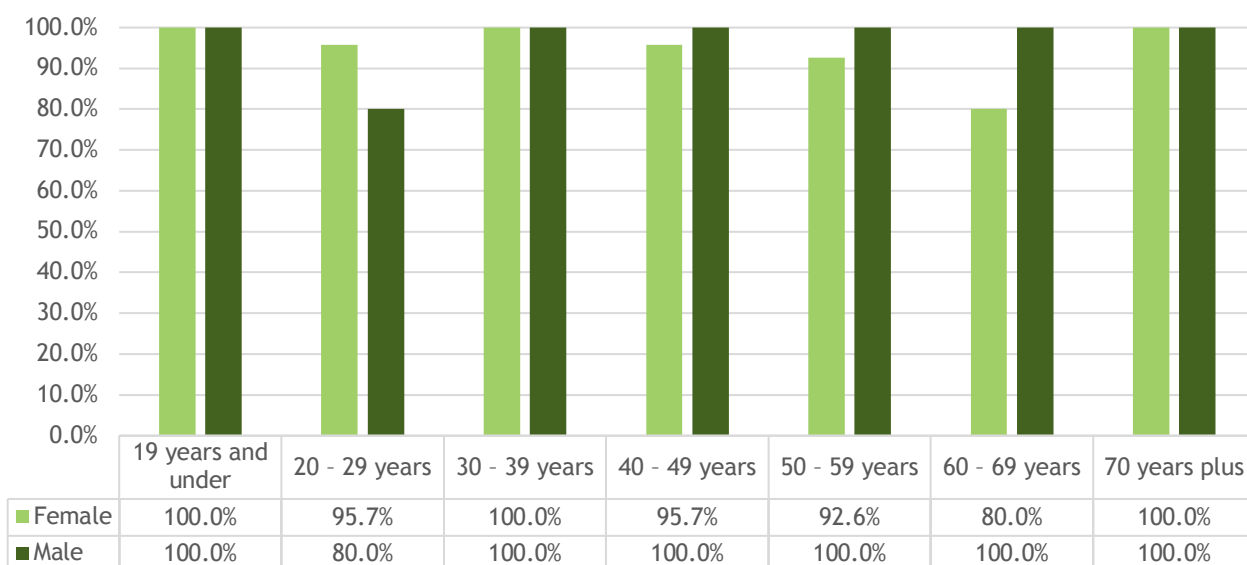


Figure 11 Participation in Sport, Recreation and Physical Activities by Age & Gender



A review of the participation in sport, recreation and physical activities in the past 12 months by age and gender indicates that:

- There was similar participation rates in the 19 years and under, 30 to 39 years and 70 years plus age groups.
- There was a higher percentage participation by females than males in the 20 to 29 years age group (95.7% compared to 80.0%).
- A higher percentage of males than females participated in the 40 to 49 (100.0% versus 95.7%), 50 to 59 (100.0% versus 92.6%) and 60 to 69 (100.0% versus 80.0%) year age groups.

1) Sport, Recreation or Physical Activity Participation

Survey respondents were asked to identify which sport, recreation or physical activities they had participated in during the previous 12 months. The most commonly identified activities were:

Table 30 Public Survey Most Commonly Identified Activities

Activity	% of Respondents	Number
Walking (recreational)	60.1%	167
Swimming	44.6%	124
Jogging/running	42.8%	119
Fitness/gym	39.9%	111
Bushwalking	37.4%	104
Netball	35.3%	98
Basketball	29.9%	83
Cricket	17.6%	49
Cycling	17.3%	48
Australia Rules Football	15.5%	43

A review of the results of most commonly identified activities indicates that:

- Almost two-thirds participated at least once in walking (recreational) in the last 12 months with 60.1% (167).
- Swimming with 44.6% (124) was the next highest followed by jogging / running with 42.8% (119).
- More than a third of the respondents had participated in fitness / gym (39.9%, 111), bushwalking (37.4%, 104) and netball (35.3%, 98).
- This list of activities shows that a number of the most commonly identified activities use public open space that is available and free to access for all residents including walking, jogging/running, bushwalking and some types of cycling.
- Of these top 10 activities the top five are all individual activities, with a total of six of the top 10 being completed by individuals while just four were team-based sports.
- The majority were also outdoor sports with just three being completed indoors (swimming, fitness/gym, and basketball). This may be as a result of the available facilities.

2) Southern Grampians Participation in Comparison to Victorian Data.

The table on the following page provides a comparison between survey respondents and the Victorian participation data presented in Section 3.1.1 Adult Sport Participation Rates (page 37).



Table 31 Top Ten Activities SGSC Survey Respondents Compared to Victoria

Ranking	Southern Grampians	Participation Rate %	Victoria	Participation Rate %
1	Walking (Recreational)	60.1	Walking (Recreational)	45.9
2	Swimming	44.6	Fitness/Gym	33.6
3	Jogging and running	42.8	Athletics, track and field (includes jogging and running)	15.9
4	Fitness/Gym	39.9	Swimming	14.4
5	Bushwalking	37.4	Cycling	12.8
6	Netball	35.3	Bushwalking	5.4
7	Basketball	29.9	Golf	5.3
8	Cricket	17.6	Tennis	5.2
9	Cycling	17.3	Basketball	5.2
10	Australian rules football	17.3	Football/soccer	5.2

Source: Victorian data from AusPlay Survey Results July 2016 - June 2017, ages 15 up. Note the surveys had different questioning and age ranges which may impact results.

A review of results for participation by activity (at least once per year) for survey respondents compared to Victoria indicates the following trends:

- Walking is the most popular activity both for Southern Grampians Shire survey respondents and in Victoria (60.1% and 45.9%).
- Other top ten activities that are in both albeit with variations in some of the rankings are:
 - Swimming ranked 2 compared to 4 in Victoria.
 - Jogging and running ranked 3 in both.
 - Fitness/gym ranked 4 compared to 2 in Victoria.
 - Bushwalking (5 versus 6).
 - Basketball (7 versus 9)
 - Cycling (9 versus 5).
- The different activities included in the top ten for Southern Grampians compared to Victoria are netball ranked 6, cricket ranked 8 and Australian rules football ranked 10.
- The higher participation rates for survey respondents in all activities in the above table, is likely a result of different survey technique with the Victorian data being a representative sample and the potential that those who responded to the Southern Grampians survey are more likely to be participants in sport, recreation or physical activity.

3) Participation by Gender and Activity

Participation by gender and activity for survey respondents is summarised in the following table.

Table 32 Participation in Past 12 Months by Gender and Activity

Ranking	Males	Participation Rate %	Females	Participation Rate %
1	Walking (Recreational)	55.6%	Walking (Recreational)	62.4%
2	Jogging/running	39.7%	Swimming	47.0%
3	Bushwalking	39.7%	Jogging/Running	44.8%
4	Swimming	38.1%	Fitness/Gym	44.8%
5	Fitness/Gym	31.8%	Netball	44.8%
6	Cycling	27.0%	Bushwalking	36.5%
7	Australian rules football	25.4%	Basketball	32.0%
8	Cricket	25.4%	Cricket	14.9%
9	Golf	22.2%	Pilates	14.9%
10	Basketball	22.6%	Cycling	13.3%



A review of results for the top ten participation by activity (at least once per year) for question respondents for males compared to females indicates the following trends:

- Females (44.8%) were more likely to participate in fitness/gym than males (31.8%) as with basketball, 32.0% compared to 22.6%, and swimming, 47.0% compared to 38.1%.
- A higher percentage of females than males also participated in walking (recreational), jogging/running, netball, and Pilates.
- Males were more likely than females to participate in Australian rules football with 25.4% versus 9.9% and cycling (27.0% versus 13.3%).
- A higher percentage of males than females also participated in bushwalking, cricket and golf.

4) Frequency of Participation

The following table summarises the frequency of participation in sport, recreation and physical activity during the past 12 months.

Table 33 Public Survey Frequency of Participation

Frequency of Participation	% of Respondents	Number of Respondents	Gender	
			Female	Male
Daily	26.6%	73	24.3%	33.3%
A few times a week	52.7%	145	55.8%	49.2%
Weekly	13.8%	38	13.8%	12.7%
Once a fortnight	2.6%	7	2.8%	1.6%
Once a month	2.6%	7	2.8%	1.6%
Less than once a month	1.8%	5	0.6%	1.6%
Once only	0.0%	0	0.0%	0.0%

The results for frequency of participation indicates that:

- The majority of survey respondents participated frequently in sport, recreation or physical activity with 93.1% (256) participating at least weekly with more than a quarter (26.6%, 73) participating daily.
- Males were slightly more likely to participate once a week or more than females (95.2% versus 93.9%)
- More than half of females participated a few times per week (55.8%)
- Males were more likely to participate daily than females (33.3% compared to 24.3%)

5.1.3 Reasons for Non-Participation

Of the survey respondents 5.3% (16) had not participated in sport, recreation or physical activities in the 12 months previous. These respondents were asked to identify the main reasons for the non-participation with the reasons with the highest responses listed in the following table.

Table 34 Public Survey Reasons for Non-Participation in Sport, Recreation or Physical Activities

Reason for lack of participation	Number of Respondents	% of Total Responses	Gender	
			Female	Male
No time/other commitments	7	50.0%	37.5%	50.0%
Cost to participate	5	35.7%	37.5%	50.0%
Lack of confidence/skill	5	35.7%	37.5%	-
Lack of activities offered	3	21.4%	12.5%	50.0%
Do not know about activity/s	2	14.3%	12.5%	50.0%
Lack of interest/no interest	2	14.3%	12.5%	-
Nobody to do it with	2	14.3%	12.5%	-

The main constraints to participation included lack of time/other commitments (50.0%, 7), the cost to participate (35.7%, 5) and lack of confidence/skill (35.7%, 5).



5.1.4 Further Participation in Sport, Recreation or Physical Activities

Survey respondents were asked if there were any sport, recreation or physical activities that they were not currently doing that they would consider trying or doing in the next 12 months with results in the following table.

Table 35 Participation in New Sport, Recreation and Physical Activities

Category	Sub-Category	Yes	No
Total	Total	50.9%	49.1%
Gender	Female	49.7%	50.3%
	Male	50.8%	49.2%

A review of the participation results above indicates that:

- Slightly more than half of respondents (50.9%, 141) identified that there was a sport, recreation or physical activity that they were not participating in that they would consider trying in the next 12 months.
- Males were slightly more likely to want to consider trying a new sport, recreation or physical activity than females (50.8% compared to 49.7%).

The following figure provides the results for whether or not there were any sport, recreation or physical activities that they were not currently doing that they would consider trying or doing in the next 12 months by age and gender.

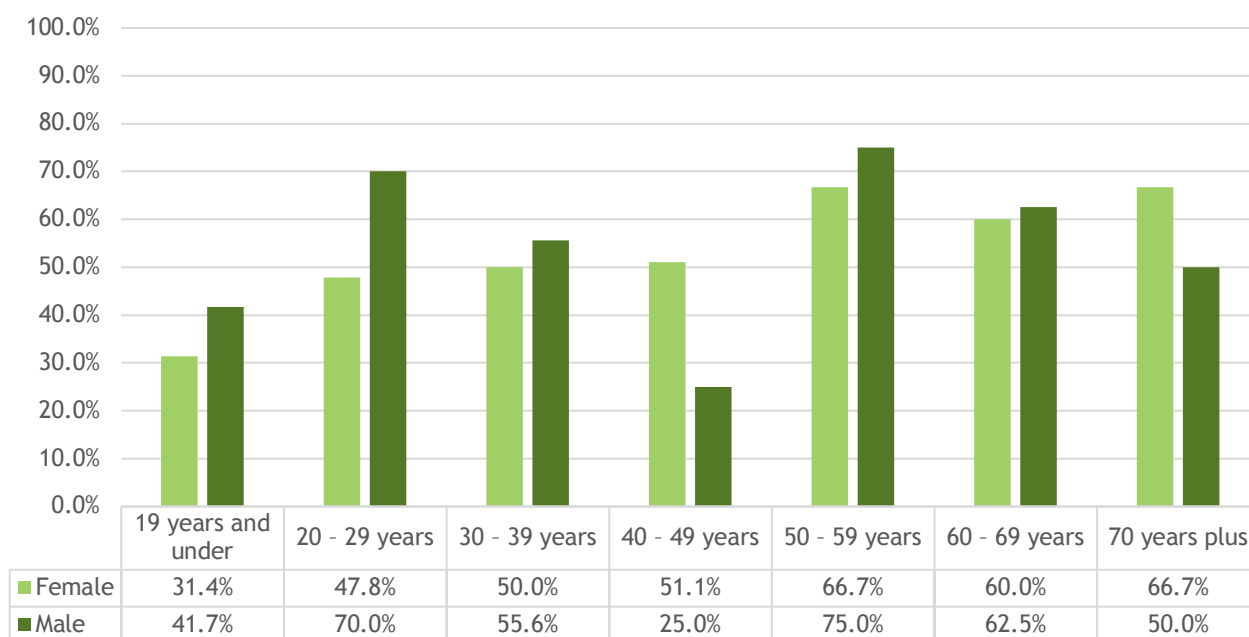


Figure 12 Participation in New Sport, Recreation and Physical Activities by Age & Gender

A review of the results according to age groups for those that wanted to try or do a new sport, recreation or physical activity in the next 12 months by age indicates that:

- The segments of the population that were most interested in taking up a new sport, recreation or physical activity in the next 12 months were those aged in their 50's with 66.7% of females and 75.0% of males interested.
- Females were more likely to wish to take up a new sport, recreation or physical activity than males in the 40 to 49 years (51.1% compared to 25.0%), and 70 years plus (66.7% compared to 50.0%) age groups.



- A higher percentage of males were interested in trying a new sport, recreation or physical activity than females in the 20 to 29 years (70.0% versus 47.8%), 50 to 59 years (75.0% versus 66.7%) and under 19 years (41.7% versus 31.4%) age groups.

1) New Sport, Recreation or Physical Activity Participation

Those survey respondents that indicated that they were interested in trying a new sport, recreation or physical activity in the next 12 months were asked to identify which activity they were interested in doing. The most commonly identified activities are summarised below.

Table 36 New Sport, Recreation or Physical Activity Participation

Activity	% of Respondents	Number
Fitness/gym	29.4%	42
Pilates	28.0%	40
Yoga	22.4%	32
Tennis	12.6%	18
Bushwalking	11.2%	16
Swimming	11.2%	16
Cycling	10.5%	15
Dancing (recreational)	7.7%	11
Walking (recreational)	7.7%	11
Jogging/running	6.3%	9
Cricket	6.3%	9

The majority of the top 11 physical activities were individual activities with cricket (6.3%, 9) being the only team sport. A number of the activities need specialties facilities such as gyms, tennis courts and swimming pools. In contrast specialist facilities are not needed for bushwalking, walking and jogging / running.

Female respondents were more interested in participating in individual activities such as Pilates (38.3%, 36), fitness/gym (33.0%, 31) and yoga (27.7%, 26). Male respondents also rated fitness/gym as the physical activity they would like to try in the next 12 month (23.5%, 8) followed by cycling (11.8%, 4), and tennis (11.8%, 4).

5.1.5 Facility Usage

Survey respondents were asked to identify which facilities they had used for sport, recreation or physical activity in the past 12 months. Respondents were asked to identify all that applied. The most commonly identified facilities are detailed below.

Table 37 Facilities Used

Facility	Number	Total Respondents %	Number	Most Commonly Used Facility
Hamilton Indoor Leisure & Aquatic Centre	175	63.0%	67	29.4%
Lake Hamilton	163	58.6%	54	23.7%
Pedrina Park	65	23.4%	27	11.8%
Melville Oval	43	15.5%	32	14.0%
Hamilton Outdoor Pool	29	10.4%	1	0.4%
Hamilton Lawn Tennis Club	17	6.1%	1	0.4%
Hamilton 24/7 Gym/Empowerment Gym	16	5.8%	10	4.4%
Hamilton Golf Club	16	5.8%	5	2.2%

A review of the results for the facilities used indicates that:

- The most commonly used facility was the Hamilton Indoor Leisure & Aquatic Centre, which had been used by 63.0% (175) of survey respondents. This facility was also the most commonly identified facility when asked to identify their most used facility (29.4%, 67).



- The next highest with over half the respondents was Lake Hamilton with 58.6% (163), whilst almost one-quarter (23.4%, 65) had used Pedrina Park.
- The majority of facilities identified are located in Hamilton which reflects the fact that 65.5% (168) of respondents identified that they live in Hamilton.
- The most commonly identified facility being used by females was the Hamilton Indoor Leisure & Aquatic Centre (72.0%, 136), followed by Lake Hamilton (61.9%, 117) and Pedrina Park (25.4%, 48).
- The facilities that are most commonly identified by males include Lake Hamilton (47.7%, 31), followed by Hamilton Indoor Leisure & Aquatic Centre (43.1%, 28), and Pedrina Park (20.0%, 13).

5.1.6 Rating of Facilities Used

Survey respondents were asked to rate the current standard of their most commonly identified sport and recreation facility under a 5-point rating system. The results are detailed in the following graph.

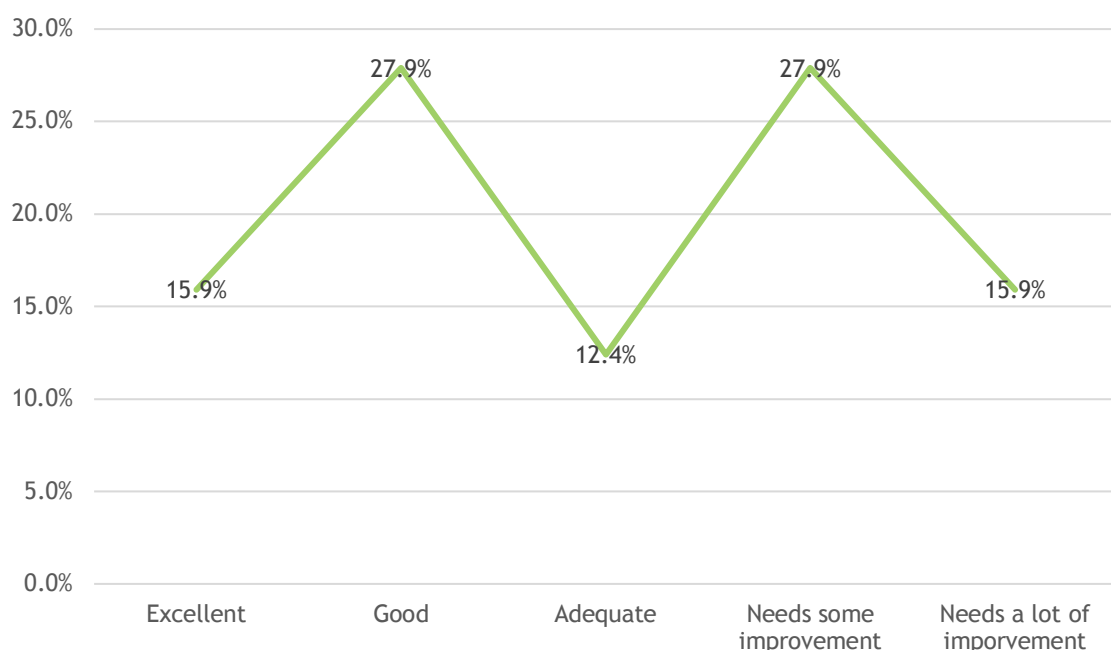


Figure 13 Rating of Sport and Recreation Facilities

A review of the results for rating for most used facility indicates that:

- There were 43.8% (113) who rated their facility as excellent (15.9%) or good (27.9%), with a further 12.4% (32) rating it as adequate.
- There were 27.9% (72) of question respondents who rated the facility as needs some improvement and a further 15.9% (41) rating the most used facility as needs a lot of improvement, resulting in a total of 43.8% (113) identifying that improvements are needed at the main facility used.
- Some of the facilities that were rated as needing some improvement were:
 - Lake Hamilton (34.9%, 22)
 - Pedrina Park (19.4%, 14)
 - Melville Oval (12.5%, 9)
 - Hamilton Indoor Leisure Aquatic Centre (12.7%, 8).
- Facilities that were rated as needing a lot of improvement included:
 - Melville Oval (57.6%, 19)
 - Lake Hamilton (54.6%, 18)
 - Pedrina Park (18.2%, 6)
 - Tarrington Recreation Reserve (6.1%, 2).



Survey respondents that rated the standard of their most used facility as needs some or a lot of improvement were asked to identify the areas that they were unhappy with. Respondents were asked to identify all areas that applied. The most commonly identified areas are detailed below.

Table 38 Areas that Require Improvement

Area	Number	% of Respondents
Age/condition of change rooms	53	47.3%
Lack of spectator facilities/seating	50	44.6%
Poor standard/quality playing surface	48	42.9%
Poor quality or no public toilets	44	39.3%
Car parking provision	35	31.3%
Lack of shade	35	31.3%
Appearance of facility	31	27.7%
Poor quality or no social area	25	22.3%
No family/accessible change areas	24	21.4%
Kiosk and food facilities	21	18.8%

A review of the results above indicates that:

- The area that was identified as needing the most improvements was the change rooms (47.3% of respondents), the lack of spectator facilities/seating (44.6%) and the poor standard and quality of the playing surfaces (42.6%).
- The key areas of improvement listed for Lake Hamilton were: poor standard/quality of playing surface (41.7%), condition of the walking/cycling track (37.5%), lack of shade (29.2%), and age and condition of change rooms and lack of spectator facilities/seating (both 20.8%).
- Areas of improvement at Pedrina Park included: lack of spectator facilities/seating (84.2%), lack of shade (57.9%), poor quality or no public toilets (52.6%) and the poor standard/quality of the playing surface (47.4%).
- Melville Oval had the following areas of improvements identified: age/condition of change rooms (88.5%), poor standard/quality playing surface (73.1%), car parking provision (69.2%), lack of spectator facilities/seating (69.2%) and poor quality or no public toilets (61.5%).

5.1.7 Future Participation - Facilities and Programs

Survey respondents were asked about sport or recreation facilities / spaces or programs that would encourage them to participate more in sport, recreation or physical activity in the future with the results provided below.

1) Facilities / Spaces or Programs to Encourage More Participation

Survey respondents were asked if there were any sport or recreation facilities/spaces or programs that would encourage them to participate more in sport, recreation or physical activities in the future. The following graph details a summary of the results.

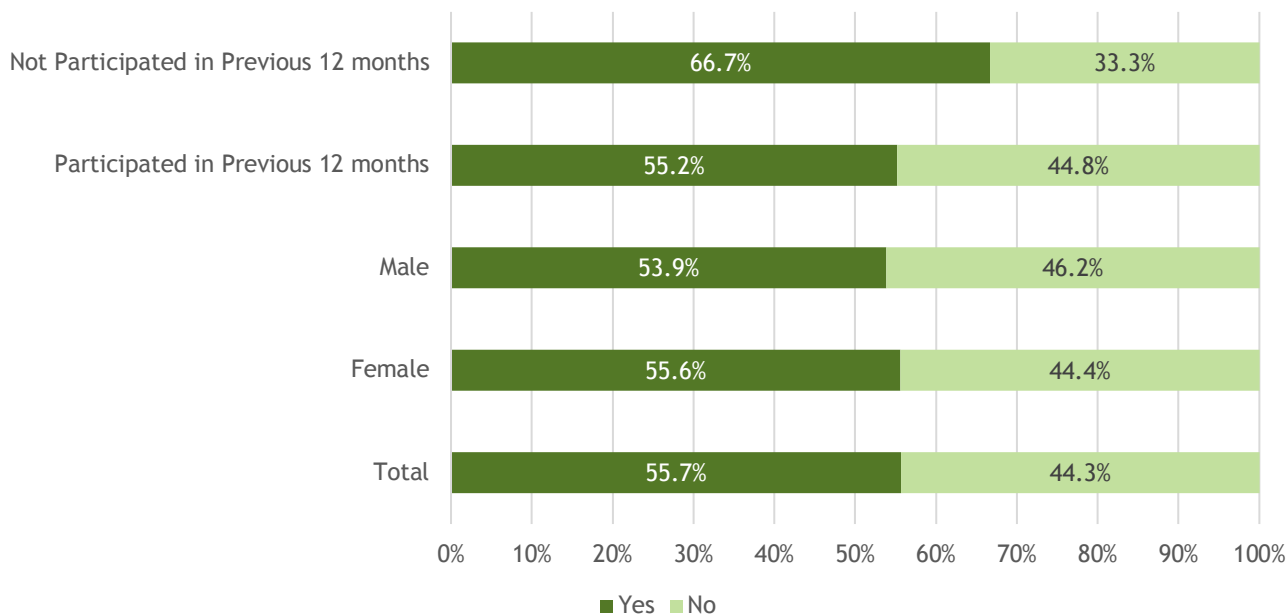


Figure 14 Would Facilities / Spaces or Programs Encourage More Participation

A review of the results in the above figure indicates that:

- Just over half (55.7%, 147) of question respondents indicated that there were sport or recreation facilities/spaces or programs that would encourage them to participate more in sport, recreation of physical activity in the future.
- Females were more likely to identify that there were facilities or programs that would encourage their increased participation than males (55.6%, 105 compared to 53.9%, 35).
- Current participants (55.2%, 139) were less likely to want to increase their use in the future than those that do not currently participate in physical activities (66.7%, 8).

2) The Facilities / Spaces or Programs to Encourage More Participation

Survey respondents that identified that there were sport or recreation facilities/spaces or programs that would encourage them to participate more in the future were asked to identify the facilities / spaces or programs. A summary of the key findings is provided below.

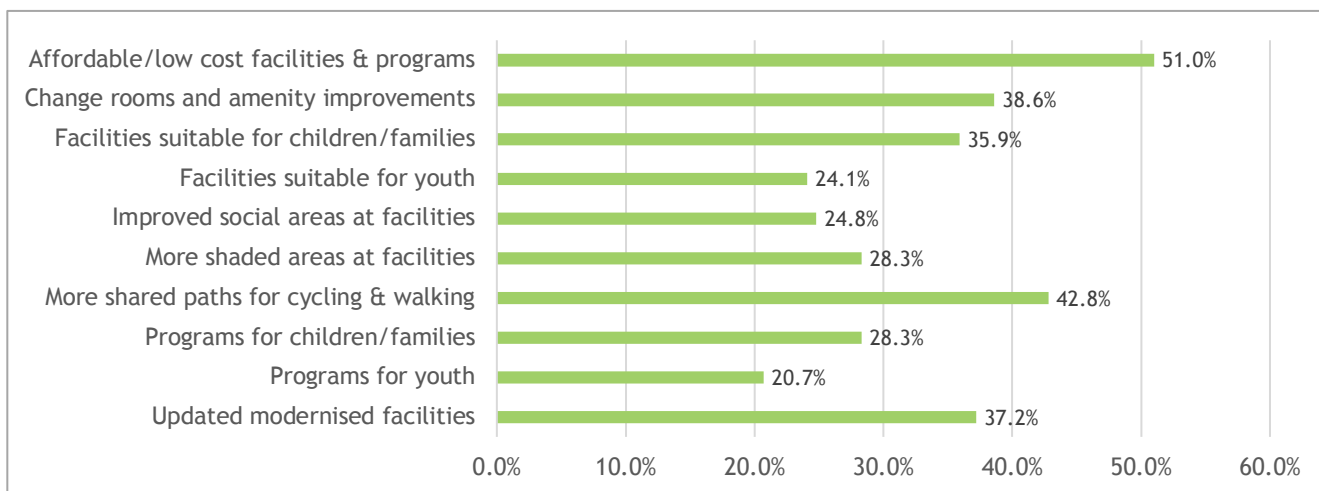


Figure 15 Facilities or Programs to Encourage Future Participation



The most commonly identified facilities/spaces or programs that would encourage increased participation in sport and recreation were affordable/low cost facilities and programs (51.0%, 74), more shared paths for cycling and walking (42.8%, 62) and change room and amenity improvements (38.6%, 56).

There was little variation between female respondents and the total respondent pool however males were more interested in updated modernised facilities (45.7%, 16) listing it as their most identified area.

5.1.8 Additional Comments

A review of the additional comments provided by 117 of the survey respondents (listed in Appendix 4) indicates the trends summarised in the following sections.

1) Current Sport and Recreation Facilities and Services

Respondents were able to provide feedback about the Southern Grampians Shire Council area in terms of current sport and recreation facilities and services. Responses are summarised in the following sections.

Both positive and negative feedback was received regarding current sport and recreation facilities with the key points summarised in the table below.

Table 39 Feedback Regarding Current Facilities

Feedback Regarding Current Facilities	
Positive Feedback	
Quality <ul style="list-style-type: none"> Keep up the good work Lucky to have the recreation facilities in the SGSC and are underestimated sometimes 	Hamilton Indoor Leisure Aquatic Centre <ul style="list-style-type: none"> HILAC is a great asset for the community The programs offered at HILAC are enjoyed
Recreation Reserves <ul style="list-style-type: none"> Recreation Reserves are the centre of a community 	Pedrina Park, Hamilton <ul style="list-style-type: none"> Is an amazing asset to the Shire Ansett Pavilion should be able to service Hockey without needing to build another building
Lake Hamilton <ul style="list-style-type: none"> Good improvements in recent years 	
Glenthompson Outdoor Swimming Pool <ul style="list-style-type: none"> Very good facility Upgrades, cleanliness and availability all fantastic 	Hamilton Motorcycle Club <ul style="list-style-type: none"> With the recent grants (especially the one that went towards the watering system) the facility is one of the best in the state
Negative Feedback	
Coleraine Recreation Reserve <ul style="list-style-type: none"> The Flood Recovery has not yet finished repairing the cricket nets and the club missed a complete season at the facility 	Hamilton Indoor Leisure Aquatic Centre <ul style="list-style-type: none"> Only 1 shower has decent water pressure Not all facilities are maintained equally Prices seem inconsistent
Coleraine <ul style="list-style-type: none"> Coleraine walking track and tennis courts still require work after the flood Mural at skate park looks great however the painted steps create an illusion of a drop in when approaching from western end leading to injuries 	Hamilton Senior Citizens Centre <ul style="list-style-type: none"> Fire escape concern if fire is in front of building
Lake Hamilton <ul style="list-style-type: none"> Facilities are old and dated Always rubbish and cigarette butts Toilets need upgrading and maintaining Limited seating at the playground under shade Beach area is muddy and covered in reeds Grass around lake needs more attention 	Pedrina Park, Hamilton <ul style="list-style-type: none"> Looks shabby and not maintained Currently in poor condition No spectator seating at hockey pitch No change rooms at hockey pitch No lighting to access toilets during night matches Toilets are a disgrace Often dog poo on ovals
	Mitchell Park <ul style="list-style-type: none"> Often dog poo on ground Not enough seating particularly near clubhouse
Hamilton Outdoor Pool <ul style="list-style-type: none"> Grass is too long Lack of shade Poor water quality 	Hamilton Skate Park <ul style="list-style-type: none"> Needs maintenance to remove leaves off skate surface Gaps in concrete, scooter wheels get stuck



Feedback Regarding Current Facilities	
Negative Feedback (cont)	
<p><i>Melville Oval</i></p> <ul style="list-style-type: none"> Courts in desperate need of upgrade due to slippery surface Holes where water pools on the courts Not enough seating for spectators 	<p><i>Digby Road Wetlands</i></p> <ul style="list-style-type: none"> Lack of maintenance Waterway filled with rubbish

The feedback relating to the current services offered is summarised as follows:

- Positive feedback:
 - Fit 55s is an excellent program. Please continue to subsidise.
 - Love Parkrun.
- Negative feedback:
 - Charges for swimming are high and unaffordable for families.
 - Basketball costs are too high.

2) Ideas for Future Facilities and Services

Respondents were able to provide ideas and issues for future Southern Grampians Shire Council sport and recreation facilities and services. Responses are summarised in the following sections.

Ideas and issues raised relating to facilities for sport and recreation in the future are provided in the following table.

Table 40 Feedback Regarding Future Facilities

Feedback Regarding Future Facilities	
<p><i>New Sporting and Recreation Facilities</i></p> <ul style="list-style-type: none"> Mountain Bike tracks and designated places to ride Box type bike track More bike lanes Gymnastics facilities and areas are lacking Expand the rail trail to start in Hamilton and promoted Develop Mens Shed in Glenthompson Indoor spaces for youth to gather during poor weather for recreation/social use ie bowling, skating, rock climbing Ensure all sporting facilities that have mens facilities also have womens/girls facilities Provide fewer facilities but of higher quality and ensure they are all multi-use Splash park Flying fox at playground Dog park Improved sporting fields with playgrounds Recreational sport eg ten pin bowling, inflatable world, trampolining More drinking fountains and water bottle taps at recreational facilities 	<p><i>Hamilton Indoor Leisure Aquatic Centre</i></p> <ul style="list-style-type: none"> Improved and increased seating around basketball courts Facilities similar to Inflatable world Rock climbing wall Consider air-conditioning for basketball
	<p><i>Disc Golf</i></p> <ul style="list-style-type: none"> Lake Hamilton would be an ideal location for a high standard disc golf course suitable of hosting top level ADG tour events Low installation costs, low ongoing maintenance requirements, affordable to play and suitable for all ages and fitness levels and abilities
	<p><i>Pedrina Park, Hamilton</i></p> <ul style="list-style-type: none"> Hockey pitch needs access to toilets, change rooms and shelter Permanent seating for football/cricket Open padlocked gate so cars can park all around oval 2 Increase female toilet facilities for public More netball courts More shade Better cricket nets Upgrade toilets
<p><i>Facilities for Children and Families</i></p> <ul style="list-style-type: none"> Improve current facilities for children and families to encourage families to stay in the area and actively contribute to the community 	<p><i>Accessibility</i></p> <ul style="list-style-type: none"> Ensure community assets are universally accessible for people with disabilities, ageing population and prams



Feedback Regarding Future Facilities	
<p><i>Melville Oval</i></p> <ul style="list-style-type: none"> Bring facilities up to standard Better lighting near toilets Clear parking plan More and improved facilities for females Upgrade in order to support higher level of competition (elite level football) Better netball facilities Improved toilets Change room facilities near netball courts Improve slipperiness of courts (leaves on court) 	<p><i>Lake Hamilton</i></p> <ul style="list-style-type: none"> Increased lighting to improve feeling of safety during low light in evenings Seal the lake walking track/improve maintenance to fill cracks Do not seal the track Undertake weed removal and flushing out Increased tables and shade Upgrade playground near rowing sheds More family friendly areas More BBQ areas Increased trees and gardens Improved parking for vehicles with boats and camper trailers and caravans Additional toddler swing Improved shade
<p><i>Balmoral Tennis Courts</i></p> <ul style="list-style-type: none"> Improve court services 	
<p><i>Bree Park, Hamilton</i></p> <ul style="list-style-type: none"> Install playground for families and exercise equipment for adults 	
<p><i>Tarrington Recreation Reserve</i></p> <ul style="list-style-type: none"> Goal posts for football Improve club rooms and walking track 	
<p><i>Outdoor Pools</i></p> <ul style="list-style-type: none"> Improve outdoor pools 	
<p><i>Dunkeld</i></p> <ul style="list-style-type: none"> Natural playground and family activities 	<p><i>Freshwater Lake</i></p> <ul style="list-style-type: none"> Upgrade boat ramp Track around lake incorporating exercise stations Public toilets Fish scaling structure with lighting
<p><i>Pigeon Ponds</i></p> <ul style="list-style-type: none"> Upgrade tennis courts 	
<p><i>Coleraine</i></p> <ul style="list-style-type: none"> Fix walking tracks No signs over broken tracks, trees over path, etc Fix netball courts. 	
	<p><i>Patterson Park</i></p> <ul style="list-style-type: none"> Compete the basketball ring installation
	<p><i>Youth and elderly</i></p> <ul style="list-style-type: none"> More facilities for youth Rationalise and modernise facilities aimed at ageing population

Ideas and issues raised regarding services for sport and recreation in the future are provided in the following table.

Table 41 Feedback Regarding Future Services

Feedback Regarding Future Services	
<p><i>Disability Access and Support</i></p> <ul style="list-style-type: none"> Promote inclusion by groups for people with a disability 	<p><i>Support</i></p> <ul style="list-style-type: none"> Recreation Reserves need more support Council should listen to the comments and requests made by the sporting Grounds Committees. Flood money should be better spent on flood damage Actively contact clubs to help them develop womens/girls facilities at all sporting facilities with mens facilities Exercise programs in small communities Educate clubs about working with Council and other clubs not against them Too much red tape and administration, hinders things from getting done <p><i>Affordability</i></p> <ul style="list-style-type: none"> Improve affordability for people who are homeless Grants for families who cannot participate due to socio-economic circumstances
<p><i>Programs</i></p> <ul style="list-style-type: none"> Fun and casual dance classes Develop badminton association 	
<p><i>Disc Golf</i></p> <ul style="list-style-type: none"> Interested in running come and try days 	
<p><i>Hamilton Indoor Leisure Aquatic Centre</i></p> <ul style="list-style-type: none"> Free transport from around the Shire to use rehabilitation facilities at HILAC 	
<p><i>Pedrina Park, Hamilton</i></p> <ul style="list-style-type: none"> Improved maintenance of roads and parking in winter Improved procedure for collection of key to canteen/toilet area and for it being sent to schools Improved cleaning of toilets on sports days 	



5.2 Club and Organisation Survey

An invitation was sent to clubs and organisations within the Southern Grampians Shire area to complete a survey to gain an understanding of the current and future issues and needs, with results summarised in the following sections.

5.2.1 Respondent Profile

A total of 21 responses were received from clubs or organisations from across the Southern Grampians area. Responses were received from a range of sporting and recreation groups including football (5 clubs), netball (4 clubs), cricket (3 clubs), and water skiing, squash, field hockey, recreational walking, basketball, rowing, soccer, high performance sport, running, Pure Bred Dogs Showing, and swimming (each 1 club). A number of clubs started the survey however did not answer a sufficient number of questions to be included in this survey analysis.

5.2.2 Participation Numbers

Clubs were asked to identify their junior and senior membership numbers as well as the number of volunteers involved in the club.

1) Senior Participants

The results for the senior participants are summarised in the following two figures for current, previous participants 2015 and predicted 2021 participant numbers.

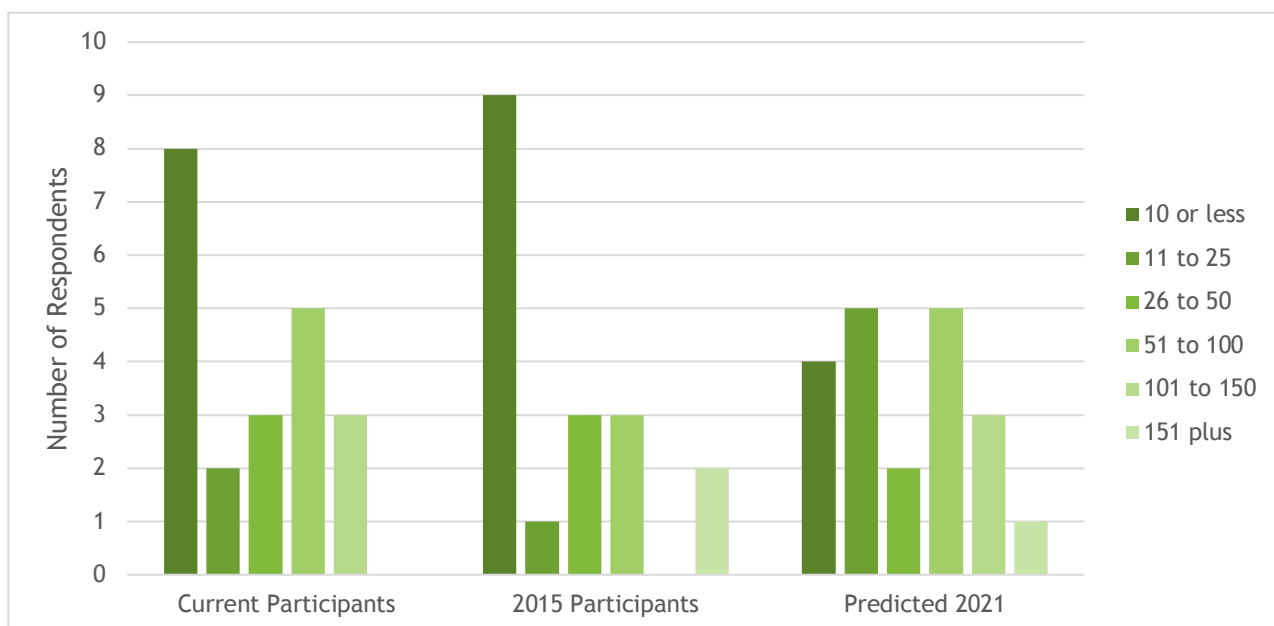


Figure 16 Senior Female Participant Numbers

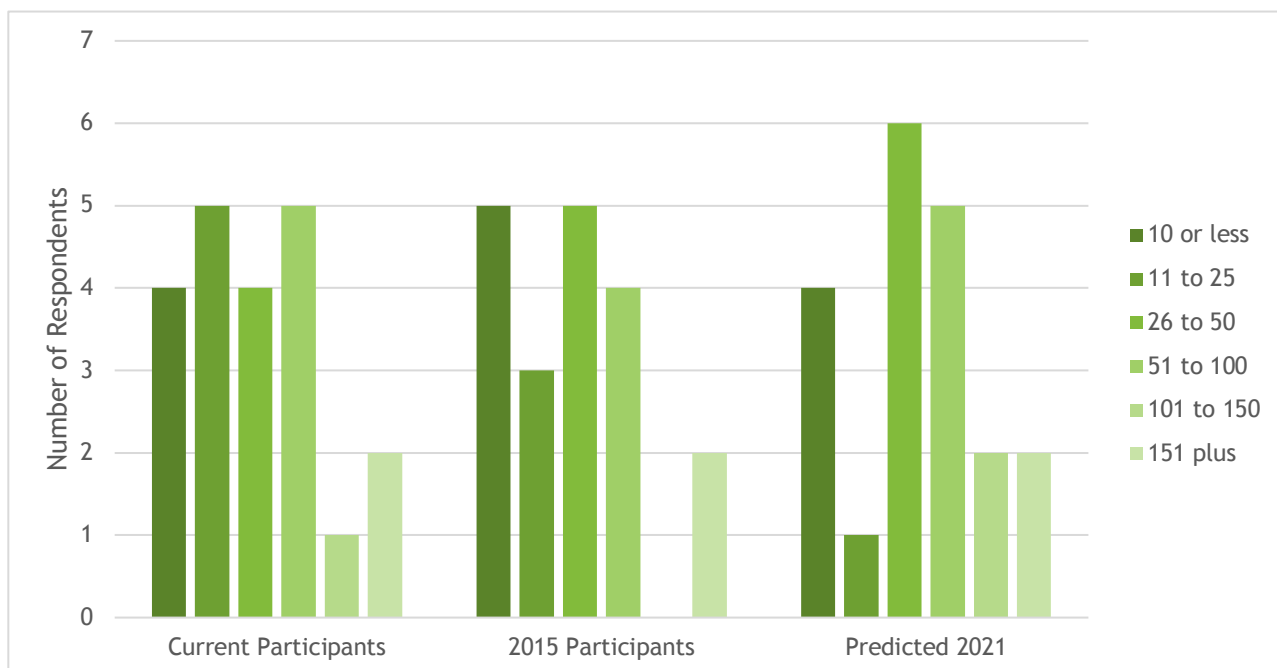


Figure 17 Senior Male Numbers

A review of the results for senior participants for current, previous membership 2015 and predicted 2021 participant numbers indicates that:

- There are currently more clubs with 10 or less female participants (8 clubs), whilst there are five clubs each with 11 - 25 and 51 - 100 male participants.
- There are currently two clubs with 151 plus male senior participants and no clubs with 151 plus female participants.
- Senior female participants are expected to increase in number with the number of clubs that have less than 10 participants decreasing from nine to eight between 2015 and 2018 and predicted to decrease again to four by 2021.
- The number of clubs that contain 51 plus senior female participants has increased from five to eight clubs since 2015 and is predicted to increase to nine in 2021.
- Senior male participant numbers are expected to increase in the larger clubs but remain fairly steady in the smaller clubs.
- The number of clubs with less than 10 senior male participants decreased by one, from five in 2015 to four clubs in 2018 and is predicted to remain at four by 2021.
- Clubs containing 51 or more senior male participants grew from six to eight between 2015 and 2018 and is predicted to grow to nine by 2021.

2) Junior Participants

The results for the junior participants are summarised in the following two figures for current, previous participants 2015 and predicted 2021 participant numbers.

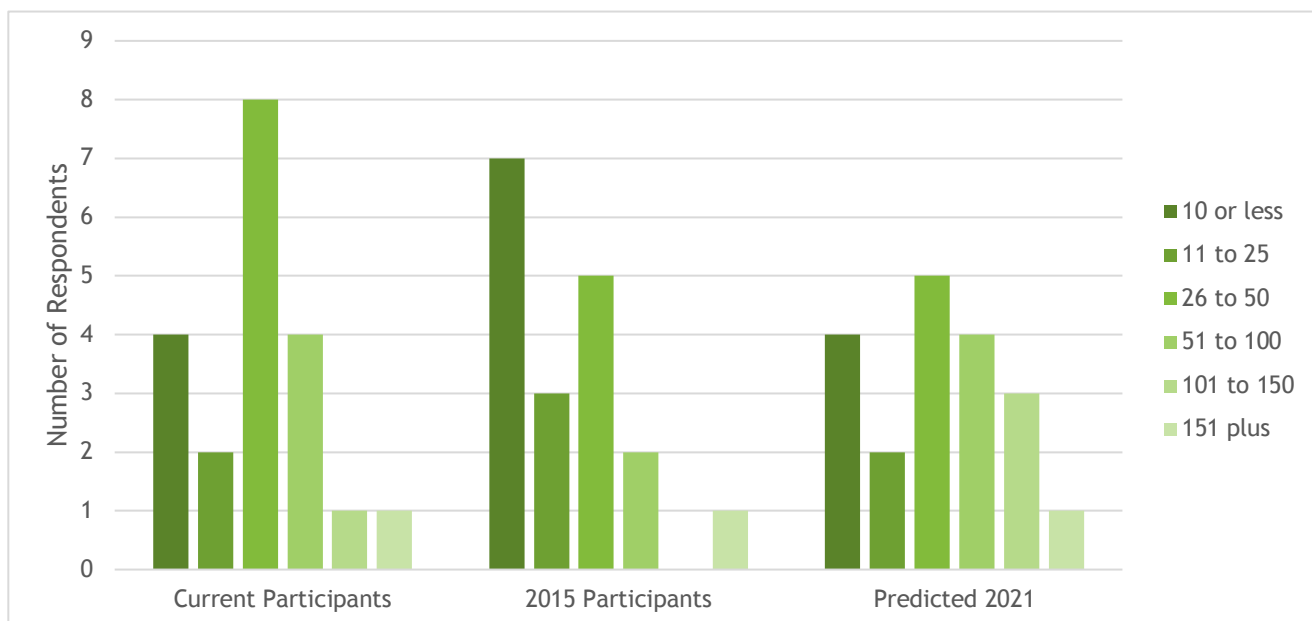


Figure 18 Junior Female Numbers

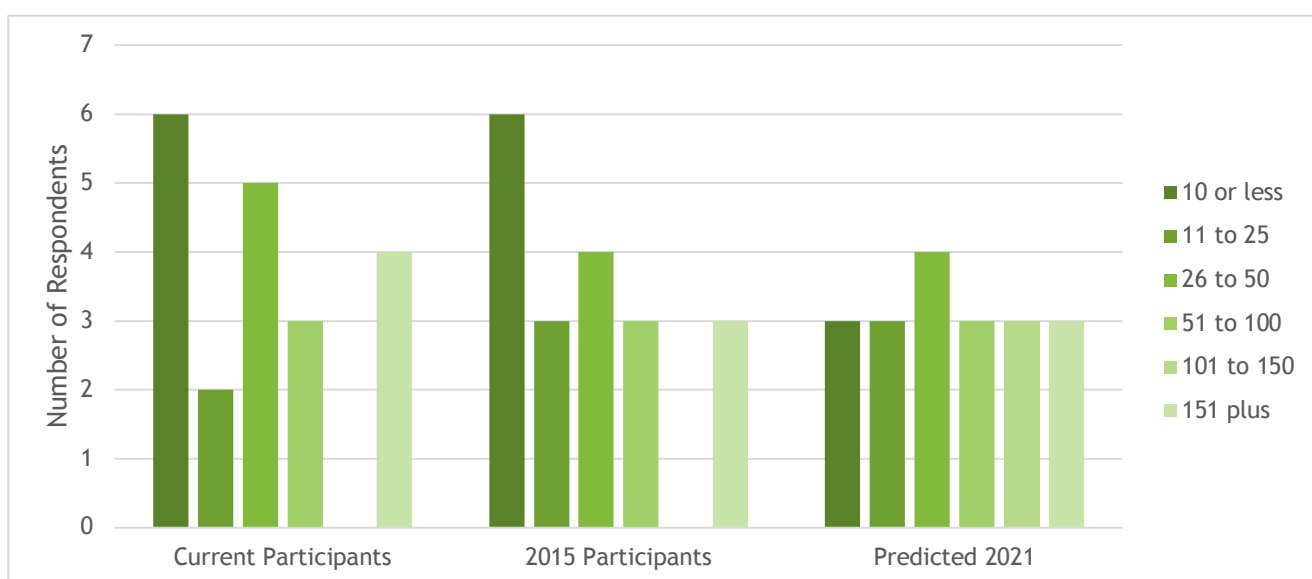


Figure 19 Junior Male Numbers

A review of the results for junior participants for current, previous membership 2015 and predicted 2021 participant numbers indicates that:

- There are currently more clubs with 26 - 50 female participants (eight clubs), whilst there are six clubs with 10 or less male participants and a further five clubs with 26 - 50 female participants.
- There are currently four clubs with 151 plus junior male participants and one clubs with 151 plus junior female participants.
- Junior female participants are expected to increase with the number of clubs with less than 10 junior female participants decreasing from seven in 2015 to four in 2018 and is predicted to remain steady to 2021.
- Clubs with 51 or more junior female participants increased from three clubs in 2015 to six clubs in 2018 and is predicted to increase to eight in 2021.



- Junior male participants are expected to increase in the future with the number of clubs with less than 10 male junior participants predicted to fall to three clubs (down from six in 2015 and 2018).
- The number of clubs with 51 or more junior male participants increased from six in 2015 to seven in 2018 and is predicted to increase again to nine in 2021.

3) Volunteer Numbers

The results for the volunteer numbers are summarised in the following two figures for current, previous numbers 2015 and predicted 2021 numbers.

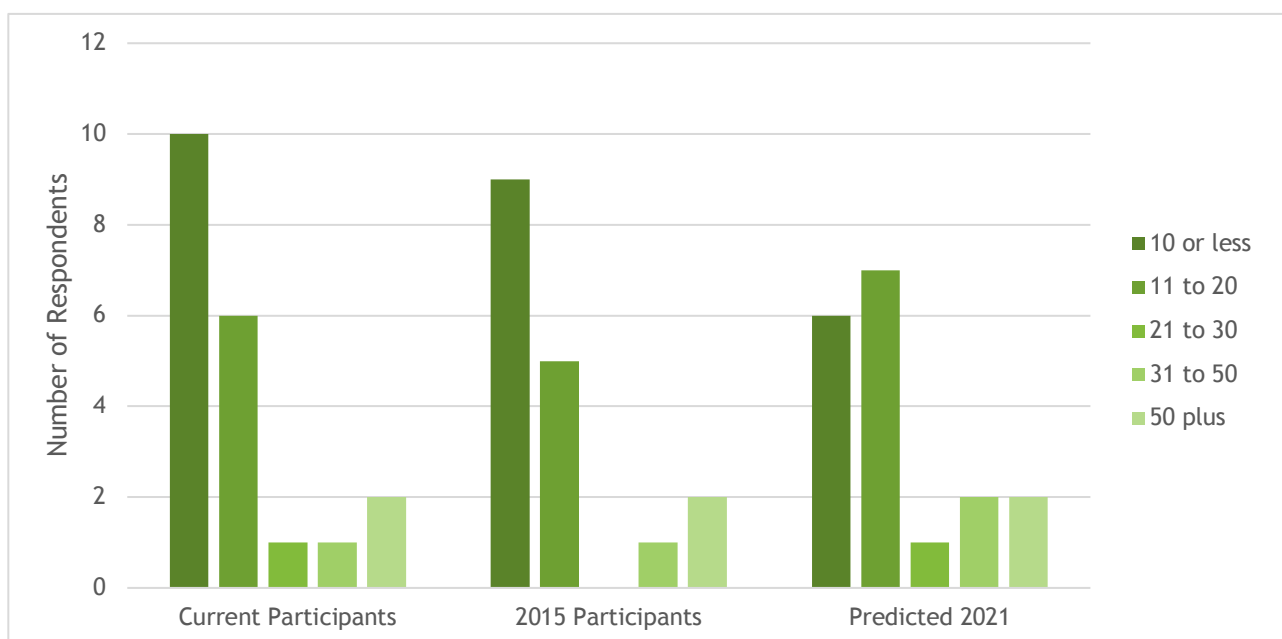


Figure 20 Female Volunteer Numbers

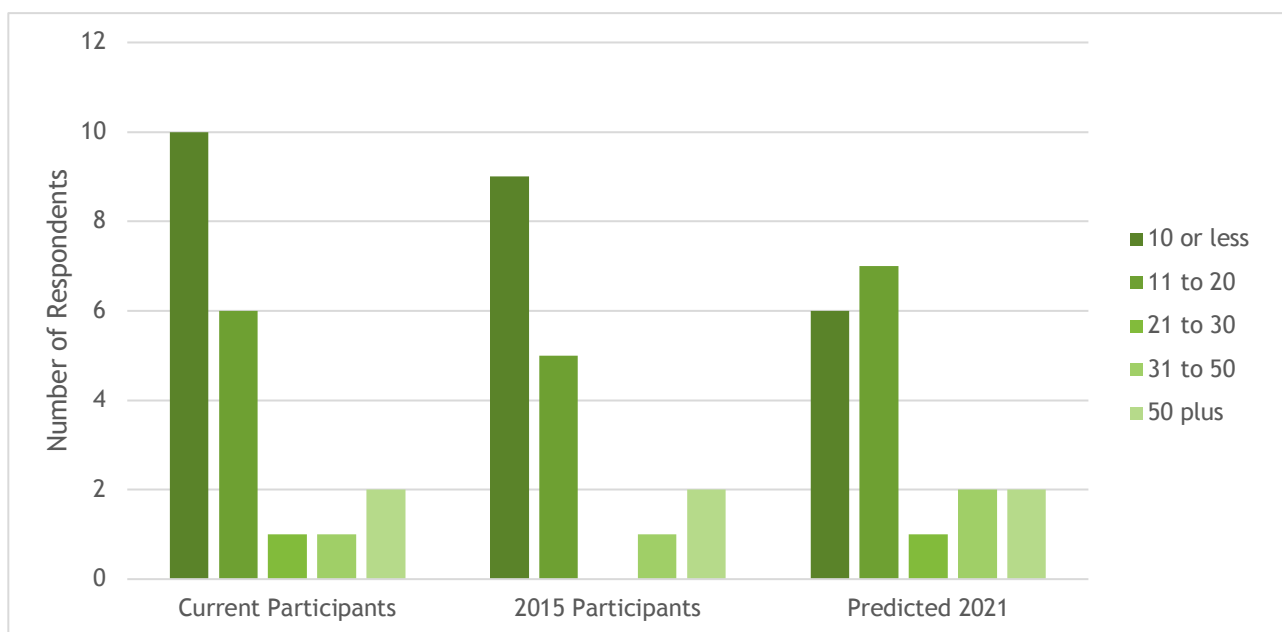


Figure 21 Male Volunteer Numbers



A review of the results for volunteer numbers for current, previous 2015 and predicted 2021 numbers indicates that:

- There was a wide range in the number of volunteers at the clubs and organisations surveyed. This may be impacted on the type of activities being undertaken by the club with some activities requiring more volunteer help than others.
- There are currently more clubs with 10 or less female volunteers (10 clubs) and a further six clubs with 11 - 20 female volunteers.
- There are nine clubs with 10 or less male volunteers and a further six clubs with 11 - 20 male volunteers.
- There are currently two clubs with 50 plus female volunteers and two clubs with 50 plus male volunteers.
- A number of clubs predicted they will increase the number of volunteers associated with the club or organisation in 2021.

5.2.3 Current Membership Situation

Respondents were asked to select from three options the statement that best describes the current situation regarding membership with results provided in the table below.

Table 42 Current Membership Status

	% of Respondents
We have capacity for new members	76.2%
We need more members to continue operating	19.1%
We are at capacity and cannot accept any more members	4.8%

Just over three-quarters of the clubs (76.2%, 16) have the capacity to increase their current membership numbers. However, 19.1% (4) of clubs require additional club members to continue operating in their current form. Only 4.8% (1) of the clubs indicated that they are at capacity and cannot accept new members.

5.2.4 Existing Facilities

Survey respondents were asked a series of questions regarding their existing facilities with responses presented in the following sections.

1) Main (Home) Facility

Survey respondents were asked to identify the main (home) facility that their club uses, that is, their home base. There was a range of facilities used within the Southern Grampians Shire Council area with results summarised in the following table.

Table 43 Main Facilities Used

Facility	Number of Clubs / Organisations
Pedrina Park, Hamilton	4
Lake Hamilton	3
Hamilton Indoor Leisure & Aquatic Centre (HILAC)	3
Melville Oval, Hamilton	2
Hamilton Showgrounds	2
Balmoral Recreation Reserve	2
Byaduk Recreation Reserve	1
Dunkeld Recreation Reserve	1
Hamilton Recreation Reserve	1



A review of the responses for main facility / home base indicates the following trends:

- A total of nine different facilities were identified as being the home base / main facility for question respondents.
- Pedrina Park was identified by four clubs / organisations as their main facility / home base.
- Lake Hamilton and Hamilton Indoor Leisure & Aquatic Centre (HILAC) were identified as the main facility home base by three clubs / organisations each.

2) Usage Arrangement for Main (Home) Facility

The clubs / organisations that identified as having a main facility / home base were asked about the current usage arrangements for the facility with the responses summarised in the figure below.

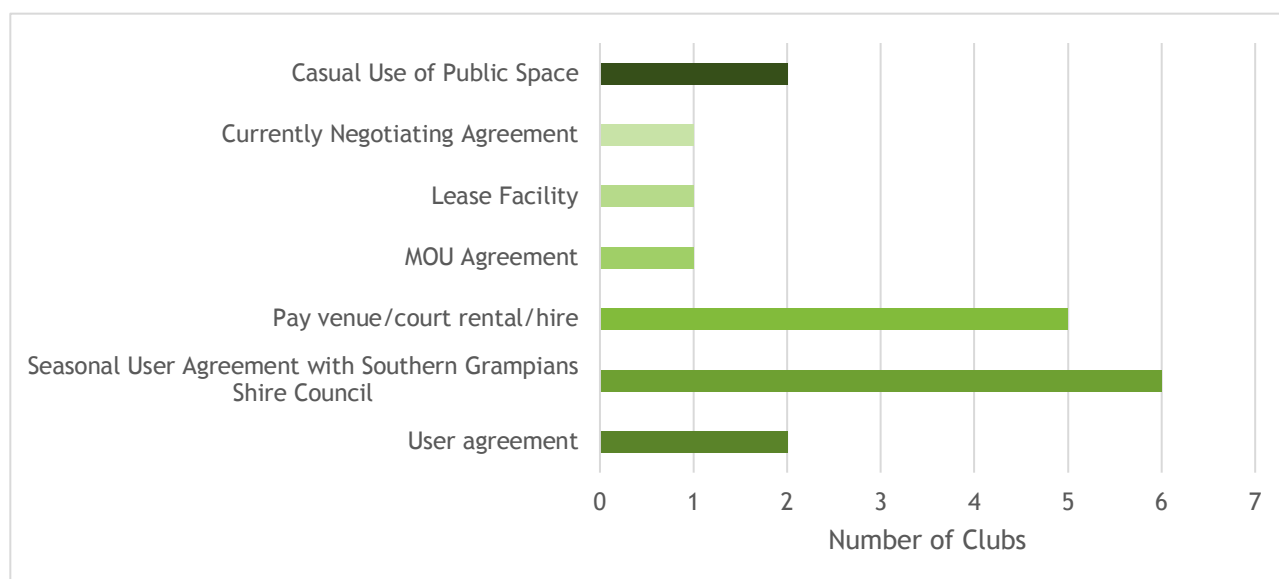


Figure 22 Current Usage Arrangements of Main Facility

A review of the results for current usage arrangements indicates the following trends:

- There was a wide range of usage arrangements in place.
- One-third of the question respondents (six clubs) are operating under a seasonal user agreement with the Southern Grampians Shire Council.
- A further five clubs pay venue / court rental / hire.
- Two clubs / organisations indicated that they are casual users of public open space. This may pose a risk to Southern Grampians Shire Council if this is occurring on Council owned or managed land as well as for the clubs / organisations and participants.

3) Other Facilities Used

Clubs / organisations were also asked whether or not they utilised any other facilities (excluding main facility) with responses summarised in the figure below.

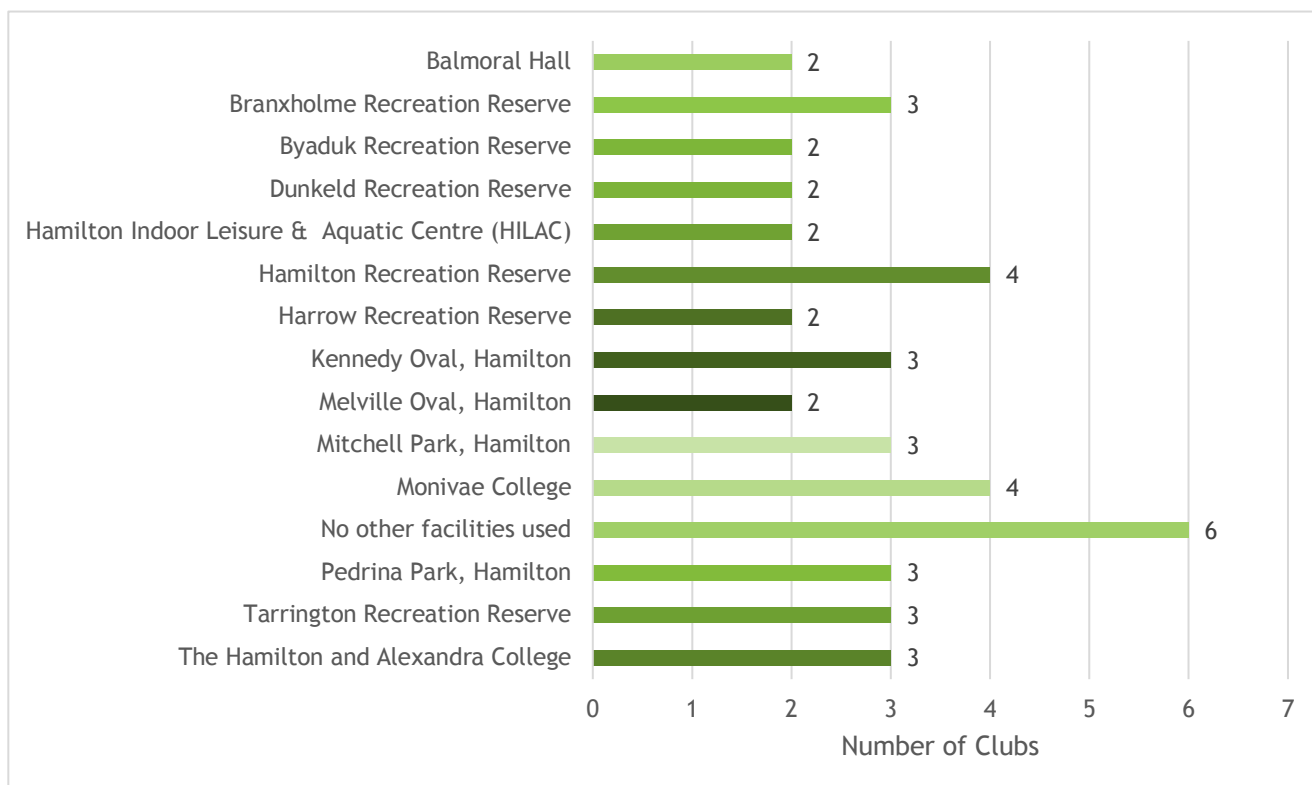


Figure 23 Other Facilities Used

A review of responses regarding other facilities used indicates the following:

- Six clubs and organisations did not make use of another facility apart from their main facility / home base.
- Hamilton Recreation Reserve and Monivae College facilities were each used by four clubs.
- Two school facilities, Monivae College and The Hamilton and Alexandra College were utilised by four and three clubs respectively.
- There were also an additional 16 facilities identified that were used by only one club.

5.2.5 Standard of Current Facilities

Survey respondents were asked to rate the overall standard of their home venue and any 2nd or 3rd venue used under a 5-point rating system with results provided in the following sections.

1) Standard of Main (Home) Facility

The results for the main (home) facility were:

- Very Good 20%
- Good 20% 40% (Combined very good/good rating)
- Adequate 5%
- Needs some improvement 30%
- Needs a lot of improvement 25% 55% (Combined needs some/lots of improvement)



A review of the survey responses for the standard of the main (home) facility indicated the following trends:

- Less than half of respondents (40%) rated their home facility as very good or good.
- Very good or good ratings were provided for the following facilities:
 - Pedrina Park, Hamilton
 - Byaduk Recreation Reserve
 - Hamilton Recreation Reserve
 - Melville Oval
 - Hamilton Showgrounds.
- More than half (55%) rated their main (home) facility as needing some or a lot of improvement with facilities listed in the following table.

Table 44 Main (Home) Facilities Identified as Needing Improvement

Needs Some Improvement	Needs a lot of Improvement
Dunkeld Recreation Reserve	Balmoral Recreation Reserve
Hamilton Indoor Leisure Aquatic Centre (HILAC)	Pedrina Park, Hamilton
Lake Hamilton	Melville Oval, Hamilton
Hughan Park	

2) Standard of Other Facilities Used

The results for the standard of the second and third facility are provided in the following figure.

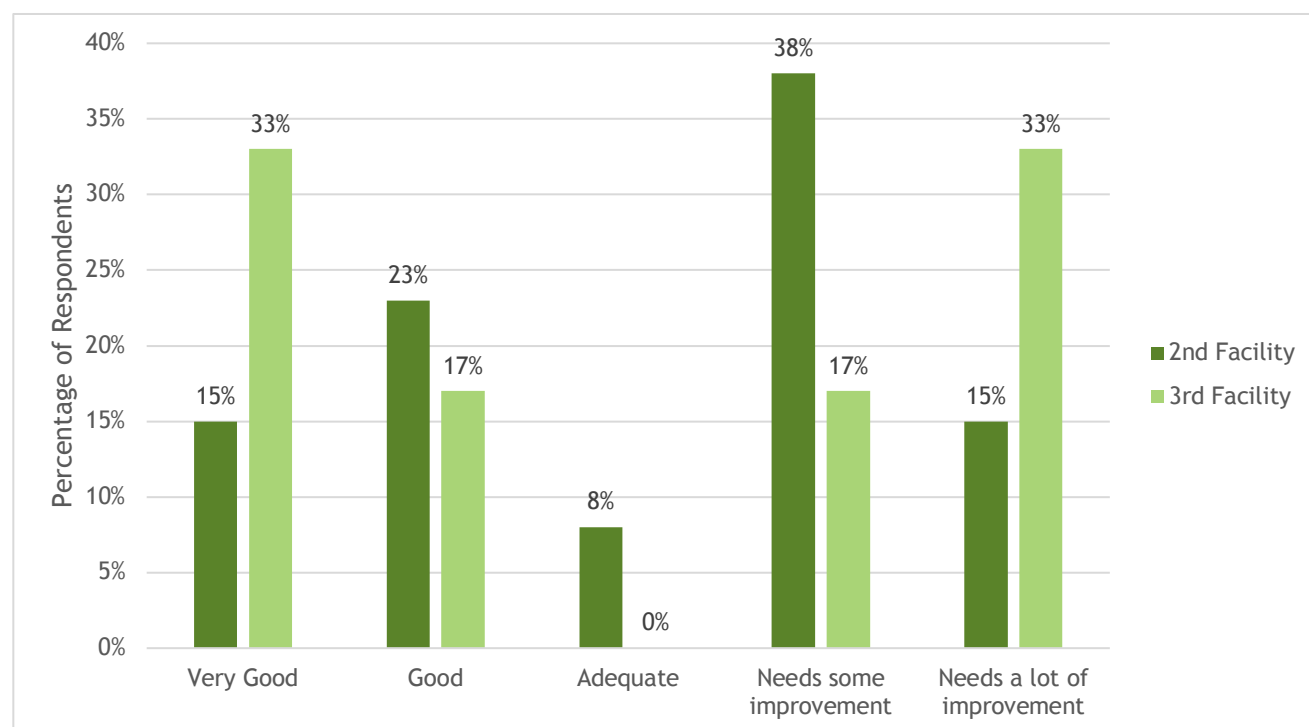


Figure 24 Standard of 2nd & 3rd Facilities Used by clubs / Organisations

A review of the results indicates the following:

- Only 38% rated their second facility and 50% their third facility as very good or good, with very good ratings for:
 - Hamilton College
 - Pedrina Park, Hamilton
 - Hamilton Indoor Leisure Aquatic Centre
 - Monivae College



- Over half of the respondents (53%) rated their second facility and 50% their third facility as needs some or a lot of improvement, with facilities listed in the following table.

Table 45 Second & Third Facilities Identified as Needing Improvement

Category	Needs Some Improvement	Needs a Lot of Improvement
Second Facility	Glenthompson Recreation Reserve	Harrow Recreation Reserve
	Aquatic Club Room	Hamilton Indoor Leisure Aquatic Centre (HILAC)
	Monivae College	
	Hamilton Recreation Reserve	
Third Facility	Local Running Tracks	

Those clubs that rated their facilities as needs some or a lot of improvements were asked to list the improvements that were needed. There was a range of improvements suggested at a range of different facilities with results provided in Appendix 5.

5.2.6 Competition Requirements

Respondents were asked about whether their facilities met competition requirements with results provided in the following table.

Table 46 Facilities Meet Competition Requirements

	Yes	No
Main Venue	56%	44%
2 nd Venue	67%	33%
3 rd Venue	33%	67%

A review of the results indicates the following trends:

- 56% of main (home) facilities used by clubs and associations meet the competition requirements of their sport.
- The main (home) facilities that were identified as not meeting competition requirements are:
 - Lake Hamilton
 - Balmoral Recreation Reserve
 - Hamilton Showgrounds
 - Pedrina Park, Hamilton.
- 67% of second facilities and 33% of third facilities used by clubs and associations meet the competition requirements of their sport.
- The second and third facilities that were identified as not meeting competition requirements are:
 - Pedrina Park, Hamilton
 - Aquatic Club Room
 - Harrow Recreation Reserve
 - Hamilton Indoor Leisure Aquatic Centre (HILAC).

5.2.7 Maintenance Responsibilities at Main Facility

Clubs / organisations with a main (home) facility were asked a series of questions about maintenance responsibilities with results provided in the following sections.

1) Grounds Maintenance

The following figure provides details regarding responsibilities for grounds maintenance, identifying who currently undertakes this with multiple responses allowed.

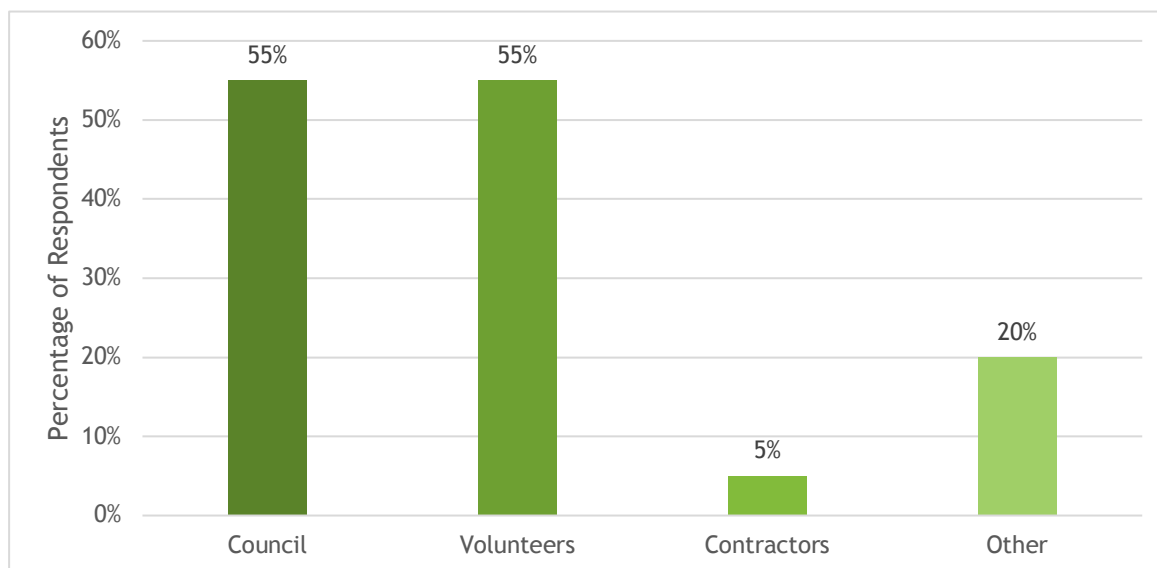


Figure 25 Grounds Maintenance

A review of the results indicates that:

- More than half of the clubs / organisations use Council and / or Volunteers to undertake grounds maintenance.
- Contractors are engaged to undertake grounds maintenance at one club.

The following figure provides details of the responses in terms of the combination of volunteers, Council, contractors and / or other undertaking grounds maintenance at the main (home) facility.

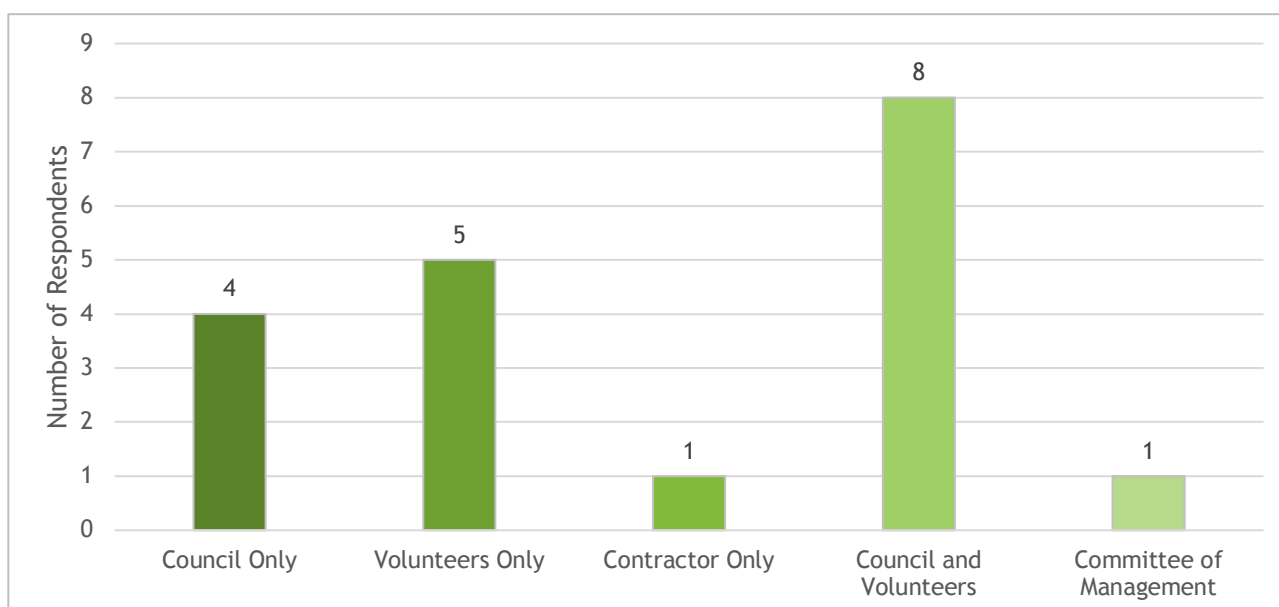


Figure 26 Grounds Maintenance - Combinations

Review of the results in the above graph indicates that:

- Eight clubs had a combination of Council and volunteers undertaking grounds maintenance.
- Volunteers were solely responsible for the maintenance for five clubs while Council were solely responsible for maintenance at four clubs.
- One club used contractors while another had a committee of management that was responsible.



2) Building / Facility Maintenance

Survey respondents were also asked about who undertakes building / facility maintenance (excluding grounds maintenance) with results provided in the following figure.

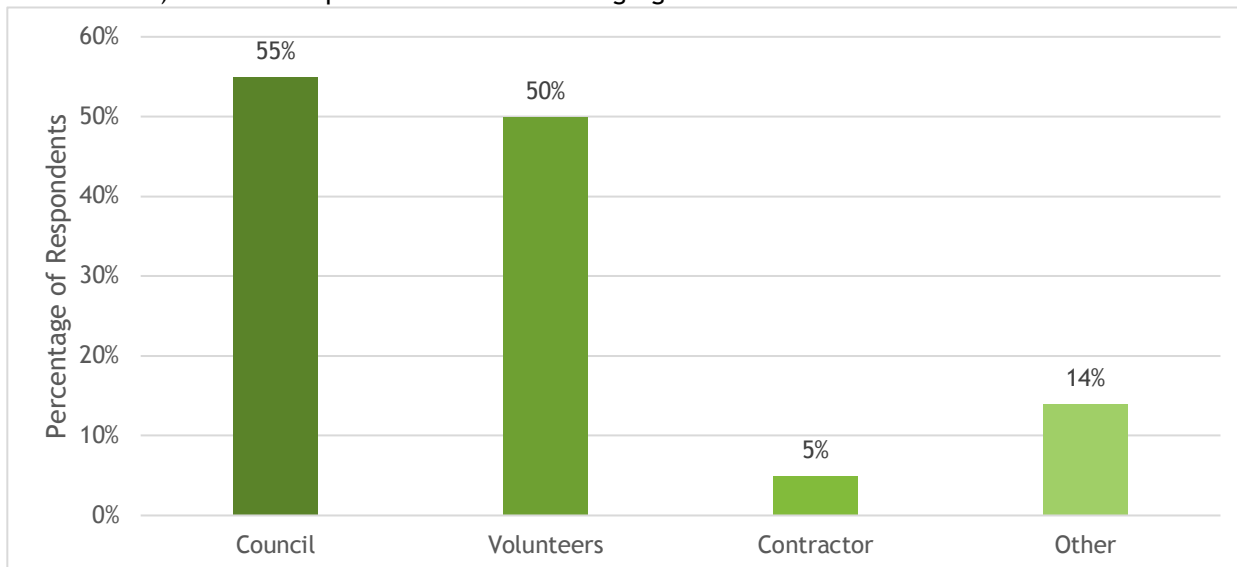


Figure 27 Building and Facility Maintenance

A review of the results for building / facility maintenance tasks indicates the following:

- Council undertakes building / facility maintenance at the main (home) facility of 55% of question respondents.
- Volunteers undertake building / facility maintenance at the main (home) facility of 50% of respondents.

The following figure provides details of the responses in terms of the combination of volunteers, Council, contractors and / or other undertaking building / facility maintenance at the main (home) facility.

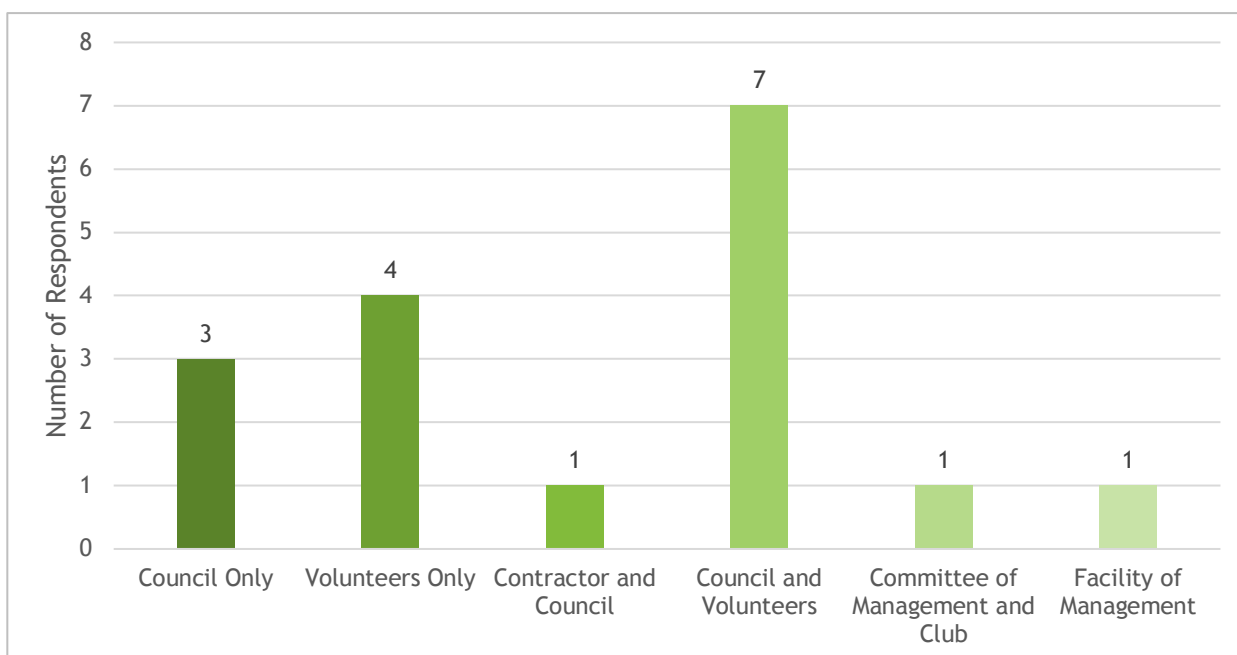


Figure 28 Building and Facility Maintenance - Combinations



Review of the results in the above figure indicates that:

- Seven clubs had a combination of Council and volunteers undertaking building and facility maintenance.
- Volunteers were solely responsible for the maintenance for 4 clubs while Council were solely responsible for maintenance at 3 clubs.

5.2.8 Future Club and Organisation Funded Improvements

Clubs / organisations were asked about any facility improvements planned in the next five years.

More than half of clubs surveyed (55%) intended to undertake improvements or capital works projects in the next five years (2019-2023) at the facilities that they used. The planned projects outlined by the clubs / organisations are provided in Appendix 6.

Of the projects listed by the clubs / organisations, nine identified that they would be seeking partnership funding from Council, six identified that they would be seeking external grant funding and ten projects where the club / organisation would contribute some or all of the required project funding.

5.2.9 Current and Future Issues

In order to gain an understanding of what current and future issues are impacting clubs and organisations, respondents were asked to select up to five (5) current or future issues that their group were facing. The top issues facing clubs are provided in the following table.

Table 47 Top Ten Responses - Current & Future Issues

Ranking	Issue	% of Respondents
1	Condition/standard of current facility/s	60%
2	Maintenance requirements at facility/s	35%
Equal 3 rd	Attracting and maintaining members Facility upgrade needs Female friendly facility/s Pavilion/building condition	30%
Equal 7 th	Facility to suit the needs of our club Funding and sponsorship Income generation Recruiting committee members & volunteers	25%

A review of the results indicates that:

- The condition / standard of current facility/s was identified by 60% (12) of clubs / organisations.
- The next highest issue with over one-third (35%, 7) of question respondents is maintenance requirements at facility/s.

The key issues facing clubs can be separated into two main areas: issues relating to facilities and issues relating to the membership base and operations within the club. The results in these two categories are summarised in the following table.

Table 48 Top Facility, Membership & Operations Issues - Current & Future

Facility Issues	%	Membership & Operations	%
Condition/standard of current facility/s	60%	Attracting and maintaining members	30%
Maintenance requirements at facility/s	35%	Funding and sponsorship	25%
Facility upgrade needs	30%	Income generation	25%
Female friendly facility/s	30%	Recruiting committee members & volunteers	25%
Pavilion/building condition	30%		
Facility to suit the needs of our club	25%		



5.2.10 Future Support & Assistance Sought

In order to understand what assistance clubs are seeking, respondents were asked to select up to three areas of assistance they would be interested in if offered in the future with results provided in the following table.

Table 49 Areas for Future Assistance

Assistance Area	% of Respondents
Grants to conduct club/organisation activities	65%
Workshops/seminars to assist with developing skills of club volunteers, recruiting and attracting members, grants, sponsorship, fundraising etc.	60%
Assistance with facility maintenance	55%
Incentives to clubs which encourage participation (e.g. reduced fees and charges)	35%
Support in promotion and marketing of your club and its activities	35%
Not interested in assistance	5%
Other	5%

A review of the results for the assistance that clubs / organisations are interested in indicates the following:

- The main area of assistance that clubs would be interested are the provision of grants to help conduct club/organisation activities with almost two-thirds (65%, 13) of question respondents.
- The next highest response was workshops and seminars and assistance (60%, 12) and assistance with facility maintenance (50%, 11).

5.2.11 Additional Comments

All respondents were able to provide further comments with 14 clubs / organisations taking this opportunity. A review of the additional comments provided are summarised below with full details provided in Appendix 7.

1) Current Sport and Recreation Facilities and Services

Respondents were able to provide feedback about the Southern Grampians Shire Council area in terms of current sport and recreation facilities and services. Responses are summarised in the following sections.

Both positive and negative feedback was received regarding current sport and recreation facilities with the key points summarised in the table below.

Table 50 Additional Comments Regarding Current Facilities

Feedback Regarding Current Facilities	
Positive Feedback	
Pedrina Park <ul style="list-style-type: none"> • Bob Templeton Pavilion is ageing but generally sound • Facility generally pretty good 	
Negative Feedback	
Lake Hamilton <ul style="list-style-type: none"> • Clean up around the lakes edge • Lake needs a mow and clean up • Lake weed is an ongoing problem • There is some concern over the placement and layout of the buoys • The lake track is dangerous at the spillway area where there is no specific walking track and people must use the road; track needs drainage works. • The bridge is slippery during cold weather • Lighting could improve usage of the track • Current toilet block sewer needs review 	Pedrina Park, Hamilton <ul style="list-style-type: none"> • Lack of shelter • Lack of female/male change rooms • Lack of adequate toilet facilities • Lack of access for disabled people • Lack of power to run a canteen • Lack of lock up storage • Access to public toilets could be improved to enable volunteers to clean them after use on Saturday mornings • At times playing surface could be improved eg rabbit holes after summer
Hamilton Recreation Reserve <ul style="list-style-type: none"> • Playing surface and practice wickets are slowly deteriorating due to lack of maintenance & vandalism 	



The feedback relating to the current services offered was:

- **Negative Feedback:**
 - Hamilton Indoor Leisure Aquatic Centre
 - A club has been waiting 18 months for a user agreement.
 - HILAC treat user clubs poorly.
 - Members of Hamilton Outdoor Swimming Pool are treated poorly by HILAC staff.
 - Clubs struggle with the application process for grants when using multiple home venues

2) Ideas for Future Facilities and Services

Ideas and issues raised relating to facilities for sport and recreation in the future in the additional comments are summarised in the following table.

Table 51 Additional Comments Regarding Future Facilities

Feedback Regarding Future Facilities	
Positive Feedback	
<i>Lake Hamilton</i>	<i>Athletics Facilities</i>
<ul style="list-style-type: none"> • The rowing club would like to work with Council on further growth of the facility over the next 10+ years 	<ul style="list-style-type: none"> • Ideally an athletics track could be developed in the Shire to be used for training sessions, Little Athletics competitions and other club use
<i>Pedrina Park, Hamilton</i>	
<ul style="list-style-type: none"> • Looking to increase cricket practice nets from 2 to 3 • To help increase soccer participation female friendly change rooms and referee change facilities are required 	
Negative Feedback	
<i>Lake Hamilton</i>	<i>Hamilton Indoor Leisure Aquatic Centre</i>
<ul style="list-style-type: none"> • Clean up around the lakes edge • Lake needs a mow and clean up • Some of the buoys need repositioning • Lake weed is an ongoing problem 	<ul style="list-style-type: none"> • Require additional seating around the courts • Safety railing on court 1 needs improvement • Upstairs meeting room needs fire escape • Doors from toilets into pool needs to be child proof
<i>Pedrina Park, Hamilton</i>	<i>Balmoral Recreation Reserve</i>
<ul style="list-style-type: none"> • Cricket were promised a like for like replacement of PP3 when it was relocated however due to cost cutting the final oval was below suitable playing standard. Quality shade and scorers facilities were also lost in the move • Top soil on PP3 and soccer field need improvement • Poor maintenance of Pedrina Park facility • New public toilets are required 	<ul style="list-style-type: none"> • More correspondence from Council is required relating to the needs of the major users with the redevelopment plans for the facility • If redevelopment plans did not go ahead, clubrooms and change areas need to be redeveloped as these areas were deemed some of the worst in the state in the AFL Victoria Facility Audit
<i>Aquatic Club Rooms</i>	
<ul style="list-style-type: none"> • Improved lighting and locks are required on club rooms due to vandalism issues 	

Ideas and issues raised regarding services for sport and recreation in the future are:

- Council financial support is appreciated but support is also required from the whole of Council including the regulatory side.
- Hamilton Indoor Leisure Aquatic Centre:
 - Clubs are interested in helping Council with squash court maintenance and improvements.
 - Significant untapped potential to develop Futsal competition however assistance would be required to gain court time in the evenings currently dominated by basketball. Soccer club would be interested in developing this program.



5.3 School Survey

An invitation to participate in an online survey was sent all the schools in the Southern Grampians Shire Council, with the aim of sourcing information regarding sport and recreation facilities in schools, use of community sport and recreation facilities in schools as well as future needs and plans. A total eight schools completed the online survey as listed in the following table.

Table 52 School Survey Respondents

Primary Schools	Early Childhood
Cavendish Primary School	Cavendish Kindergarten
Penshurst Primary School	Coleraine & District Kindergarten
St Joseph’s School, Coleraine	Dunkeld Kindergarten
	Good Shepherd Early Childhood Services
	Penshurst Pre School

Given the low number of survey respondents it is recommended that if reliable data is required further research should be undertaken prior to any action.

5.3.1 Current Sport and Recreation Facilities

1) Playing Fields

Schools were asked to identify if they had any playing fields located at their campus. Only two schools had playing fields with the following fields identified:

- One undersized rectangular field with poor grass surface. Available for hire during and after school hours.
- One undersized oval with poor grass surface. Not available for hire.
- One rectangular field. Not available for hire.

2) Indoor Sport and Recreation Facilities

Schools were asked to identify if they had any indoor sport and recreation facilities with two schools identifying they had indoor facilities at their school including:

- One full sized indoor stadium. Available for hire during and after school hours.
- One multipurpose room. Not available for hire.

3) Other Sport and Recreation Facilities

Schools were asked to identify if they had any additional sport and recreation facilities with two (2) schools identifying this was the case including:

- Three junior playgrounds. Not available for hire.
- Two junior playgrounds. Not available for hire.

5.3.2 Community Use of School Facilities

The school with the indoor sports stadium hired the space out to two organisations. These were to group fitness classes all year around and to a local football netball club during terms 2 and 3.

5.3.3 External Sports and Recreation Facilities

1) Indoor Sport and Recreation Facilities

Schools were asked to identify if they had made use of any indoor sport or recreation facilities for school related programs or activities with two schools identifying they had. The following facilities were used:

- Good Shepherd College Primary School oval, hall and playground. Rated very good.



- Hamilton Indoor Leisure & Aquatic Centre Indoor Pools. Two to five times in the past 12 months. Rated adequate.

The reasons schools chose to use these indoor facilities included:

- Availability One school
- Close to school One school
- Cost to use One school
- Don't have own facilities One school

Those schools that identified that they had not made use of such facilities were asked to identify the reasons for this. The following provides a summary of the answers given.

- Cost of transport One school
- Lack of transport to facilities One school
- Location of facilities One school
- Not required as part of program One school
- Facilities not suitable for young children One school
- No need One school

2) Outdoor Sport and Recreation Facilities

Schools were asked to identify if they had made use of any outdoor sport or recreation facilities for school related programs or activities with four schools identifying they had. The following facilities were used:

- Good Shepherd College Primary School oval, and playground. Rated very good.
- Dunkeld Memorial Park. Two to five times in the past 12 months. Rated adequate.
- Peshurst Swimming Pool. Six - 10 times in the past 12 months. Rated adequate.
- Coleraine (Silvester Oval) Recreation Reserve. Two to five times in the past 12 months. Rated as needs some improvement.
- Coleraine Swimming Pool. Six - 10 times in the past 12 months. Rated good.

Coleraine Recreation Reserve was rated as needing some improvement with the respondents asked to explain this rating. Floods in 2016 damaged the netball courts with large cracks and the football oval has drainage problems. The walking track and tennis club were also used but these are also still flood damaged.

The reasons indicated for choosing these facilities are provided in the figure on the following page.

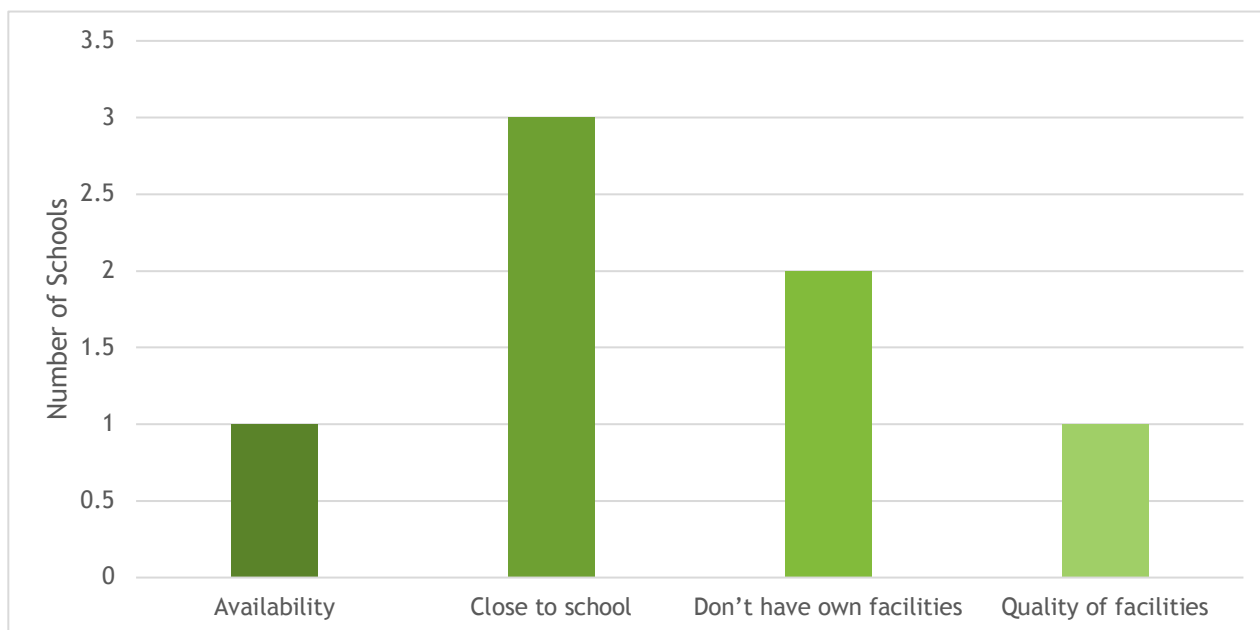


Figure 29 Reasons for Schools Utilisation of Outdoor Sport & Recreation Facilities

A review of the reasons for schools utilising outdoor sport and recreation facilities indicates the following trends:

- The reason with the highest number of responses was “close to school” with three schools.
- The next highest reason was “don’t have own facilities” with two schools.

Those schools that identified that they had not made use of external outdoor sport and recreation facilities were asked to identify the reasons for this. The following provides a summary of the answers provided.

- Cost of transport One school
- Facilities not suitable One school
- Lack of transport to facilities One school
- No need One school

5.3.4 Future Facility Development

1) School Facilities

Respondents were asked to identify if their school was planning any new sport or recreation facilities; or extensions to existing sport or recreation facilities in the next five years. Only one school had future plans with the extension of an existing junior playground and the development of a new outdoor multipurpose court with utility shed in the next two years.

2) External Facilities

Survey respondents were asked if there were any sport or recreation facilities/spaces that their school needs access to, or any programs that they would like to see developed within the Southern Grampians Shire. Two schools identified the following facilities/spaces:

- Paved surfaces in Cavendish for young children to ride bikes/scooters on.
- Restoring walking tracks, tennis and netball courts at Silvester Oval/Turnbull Street.



5.3.5 Further Comments

One school provided further comment (refer Appendix 8) regarding the need to restore and repair sport and recreation facilities in Coleraine as a result of flood damage in 2016, with local volunteers undertaking working bees to improve standard in the interim. Facilities identified included netball, tennis, cricket, lawn bowls and walking track.



6. Key Stakeholder Consultations

This section of the report summarises the information from the key stakeholder consultations for the *SGSC Recreation and Leisure Strategic Plan*. Consultations were conducted with a range of key stakeholders to discuss the project, current issues and potential future opportunities and directions for sport, recreation and leisure facilities, programs and services.

Information was sought regarding:

- The current situation - identification and discussion of strengths, issues and gaps in current facilities, services and programs.
- Current and future need / demand for facilities, services and programs including improvements needed and ideas for the future and opportunities to capture.
- Resources and Partnerships - linkages and alignments to capture in the future, partnership opportunities including grant funding.

The consultations included in-person and telephone interviews, forums / focus groups, cafés and meetings for the various key stakeholders and key informant consultation opportunities. The consultations included:

- Stakeholder forums and interviews
- Community / public forums
- Youth Cafés
- Interviews with selected LGAs.
- Consultations for Development of Master Plans for:
 - Pedrina Park
 - Lake Hamilton.

6.1 Key Stakeholder Interview Feedback

Interviews were held with a range of key stakeholders regarding the sport, recreation and leisure facilities, services and programs in Southern Grampians Shire Council area in terms of what is good / works well, current issues and gaps and future improvements and opportunities and any relevant policy / strategy directions.

The key stakeholders participating in the interviews are listed in the following table with details of representatives included in Appendix 9.

Table 53 Key Stakeholder Organisations / Participants

Category	Details
Government	<ul style="list-style-type: none"> • Sport and Recreation Victoria • Department of Environment, Land, Water & Planning • GWMWater
Regional & Peak Sporting Bodies	<ul style="list-style-type: none"> • AFL - Western District • Hockey Victoria • Netball Victoria • South West Academy of Sport



Category	Details
Southern Grampians Shire Council	<ul style="list-style-type: none"> • Councillors <ul style="list-style-type: none"> – Cr Mary-Ann Brown (Mayor) – Cr Albert Calvano – Cr Colin Dunkley – Cr Greg McAdam – Cr Katrina Rainsford – Cr Chris Sharples (Deputy Mayor) • Council Officers <ul style="list-style-type: none"> – Refer Appendix 9 for list of participating Council Officers.
Project Reference Group	<ul style="list-style-type: none"> • Ashley Quinsey - Hamilton Rowing Club and South West Sports • Ralph Behrendt - Hamilton Soccer Club President • Mick Leeming - Balmoral Recreation Reserve Committee of Management President • Narelle Frichot - Hamilton Running club, Hamilton Parkrun • Susannah Milne, Manager Community & Leisure Services • Melanie Starr, Manager Recreation
Community & Health Sector	<ul style="list-style-type: none"> • Dunkeld Senior Citizens • Hamilton Senior Citizens • Hamilton Walkers • Peshurst Senior Citizens • Southern Grampians PCP • South West Sport • Vitality Health & Fitness (Information in Council officer section) • Winda-Mara Aboriginal Corporation

Responses from the key stakeholder consultations and interviews have been summarised in the following sections under common themes.

6.1.1 Sport and Recreation Victoria

The key findings from the interview with Sport and Recreation Victoria are:

- Major constraint to improving sport, recreation and leisure provision in Shire is the lack of a current strategic plan, and impact on Shire’s capacity to secure external funding in such a competitive environment.
- Currently lack policy direction in Shire which this Strategy should assist with, but further work will be required by Council to develop policy and then embed procedures in their systems.
- Council’s involvement with and funding of facilities and clubs using freehold and Department of Environment, Land, Water and Planning (DELWP) land in current fiscal environment. Currently either opting out, users responsibility and/or assisting and taking on even though not seen by Shire as SGSC responsibility. Further work required by Council to form a transparent process that justifies Council's role and function in these circumstances. This piece of work to establish a framework could be a collaborative piece of work across LGA's in the Great South Coast.
- Potential for a consortium approach to services amongst LGAs in region - eg shared services and tendering. Buying power as a collective likely to provide financial benefits to participating LGAs.
- Opportunity to explore joined up planning, better connections and collaboration opportunities between State Government agencies, SGSC, neighbouring LGAs and state and regional sporting associations.
- Consider all aspects of sport and recreation as in the *Active Victoria - a strategic framework for sport and recreation in Victoria 2017 - 2024*, not just infrastructure. Consider system and capacity issues.
- Project funding - need for a mix of funding partners and integrated funding strategy; consider all opportunities including philanthropic, sponsorship and utilising Australian Sports Foundation for fundraising projects.



- Multi-use compared to single use facilities:
 - *Community Sports Infrastructure Fund* - clear in guidelines that multi-use ranked higher than single use; need to provide a legitimate rationale/reason for single purpose facilities.
 - Current fiscal environment within Council's likely funding directed to multi-use / sharing.
- Health connection - opportunities for a focus on healthy eating at Council facilities, eg implementation of healthy eating policy such as the traffic light system at sport and recreation facility kiosks / cafés.
- Regional Sports Assembly role in working with, resourcing and training sporting club personnel.

6.1.2 Department of Environment, Land, Water & Planning

- **Campsites:** currently Department of Environment, Land, Water & Planning (DELWP) has five free public campsites within the Southern Grampians Shire region. The majority are very basic with one having a toilet facility and information stations. The five campsites, all located around Rocklands Reservoir, are:
 - Fergusons Campsite
 - Henrys Campsite
 - Glendinning Campsite
 - Brodies Campsite
 - Mountain Dam Campsite

The provision of free camping has come back as a very positive factor in recent surveys completed by the DELWP.

- Opportunities and Improvements
 - DELWP is undertaking some current works on the campsites to complete upgrades to access and trails.
 - More work is scheduled for next year, however will be worked in around weather and high usage periods.
 - Rocklands Reservoir is currently managed by the local water authority and some opportunities could arise to program works better so scheduling is completed at similar times.
 - DELWP is in constant contact with the Shire on programming and tourist information, not always through the Leisure Team but this is an opportunity to open conversations.

6.1.3 GWMWater - Rocklands Reservoir

- Rocklands Reservoir primary function is provision of water to Taylors Lake and Lake Toolondo and releasing water into Glenelg River.
- Secondary role is recreational water.
- There are a number of entry points to the Reservoir with primary area being near the Dam Wall which includes a Caravan Park, foreshore, toilets and boat ramp.
- Greatest challenge is managing the risk of people at the reservoir eg ensuring boat launch area is safe.
- Relevant policy:
 - Direction in *Water for Victoria Strategy* which considers recreational water - *Water for liveability and recreation* and *Recognising recreational values*.
 - GWMWater Strategic Plan - currently being refreshed.
 - Developing Recreational Management Plans for each lake / reservoir.
 - Importance of liveability and recreational water.



- Fishing
 - After lengthy negotiations and assessment process Fisheries Victoria were given permission to stock the reservoir with Murray Cod, Golden Perch and Estuary Perch - now referred to as the “Eildon of the West”.
 - Provides significant potential as tourism destination for fishing including attracting visitors from South Australia.
 - Potential tourism benefits to Balmoral township.
 - Has resulted in increase in visitor numbers at Easter period (3,000 to 4,000) and likely impact on annual visitation (increase).²⁹
- Other recreational activities include water skiing, primarily around dam wall and also Glendinning; needs water to be high enough given number of trees in reservoir. Lot of trees so safety issue when water level low.
- Caravan Park at Dam Wall has been leased to a private provider.
- *Wimmera Southern Mallee Socio-Economic Value of Recreational Water* Report - whilst the project did not include Rocklands Reservoir, it provides insight and results for the social and economic impact of recreational and environmental water, which will be beneficial for Council in understanding the value and benefits to the community (social and economic benefits) of Rocklands Reservoir. Findings included that country people recreate at country lakes and reservoirs. The report would be beneficial to SGSC from a tourism perspective.
- Challenge in future to manage visitors, facilities and associated amenities. Unlikely to do major improvement works. Options could be new toilets, grading of roads, etc.
- Do not realise tourism and development potential.
- Opportunity for Southern Grampians Shire Council to work with GWMWater to realise tourism potential.
- Rocklands Reservoir Management Plan
 - A draft was developed several years ago however put on hold whilst determine how to manage the water resource into the future. This has recently been resolved and now re-visiting the plan commencing in August with aim to have draft later in the year. Number of the items in the previous draft have already been completed.
 - Interested in discussing future partnership opportunities with Council - re what can value add to the current base level to increasing the standard of amenity for visitors and users, especially near dam wall.

6.1.4 Consultations with Regional and / or Peak Sporting Bodies

The following sections summarise the responses from regional and peak sporting bodies who were invited to participate in phone interviews to contribute information to the project.

1) AFL Western Victoria

a) Australian Rules Football Facilities

- Key strengths:
 - Some clubs have great grounds and facilities with capacity to grow at some facilities (eg Pedrina Park).
 - Expertise of volunteers providing grounds maintenance at some facilities (eg Glenthompson and Dunkeld.)
- Key facility issues:
 - Facilities for female football and female umpires are still not available at some facilities.
 - Drainage issues at a number of facilities impacting on playing surface quality.
 - Ageing infrastructure issues.

²⁹ Fisheries Victoria stated - *Based on our experience in developing other native fisheries, annual fishing participation at Rocklands is expected to double over the next five years as stocked fish reach catchable size.*



- Flooding of facilities at Coleraine.
- Limited capacity at Melville Oval for growth.
- Glenthompson and Dunkeld maintaining two ovals for one club is a potential issue in terms of resources required to invest in both now and into the future.
- Number of football / netball clubs operating out of two venues - support clubs in decisions on how this is managed; important that the decision is sound financially for the club; no one size fits all (eg could be capacity issues that require use of two grounds by a merged club); some merged clubs are able to secure broader sponsorship, eg local sponsors for each ground.
- Facility Improvements and Opportunities
 - Female friendly facilities to enable / enhance growth in participation; allowing and supporting the update of facilities through accessing funding from the *Victorian State Government Female Friendly Facilities Fund*.
 - Ageing infrastructure - need investment in maintenance of existing facilities and investment in capital renewal / improvements.
 - Address drainage issues at relevant grounds.
 - Where there is one club with two grounds - support club decision processes however at some point will need to consider financial viability of decisions; options to consider into future could include that one becomes a cricket facility and the other Australian rules football facility.
 - Seasons - balancing seasons between cricket and Australian rules football; need to work together on scheduling.

b) Australian Rules Football Participation & Services

- Key strengths:
 - Clubs in Southern Grampians are participating across three leagues and a junior football association.
 - Provides clear pathways from Auskick and plenty of opportunities across clubs and leagues to participate in Australian rules football. Pathway from Junior to District to Premier.
 - Junior league is strong and closely aligned with Premier League club (Hamilton Kangaroos Football Netball Club) as well as Coleraine.
 - Competitions are strong with very good uptake in schools and Auskick.
 - Have a number of education programs for clubs (coaches, volunteers).
 - SGSC officers work collaboratively and facilitate a partnership approach with AFL Western District.
 - Girls team in Hamilton (Pedrina Park).
- Key issues:
 - Participation has decreased in some junior and Reserve grade competitions.
 - Recruiting volunteers.
- Improvements and Opportunities:
 - Female participation - looking to increase female participation in future in Hamilton and other areas.
 - Training and recruitment of volunteers - development of a volunteer register by Southern Grampians SC so that can match volunteers to clubs / roles. New and potential volunteers could tap into existing AFL training programs.
- Participation data for Southern Grampians Shire Council has been provided by AFL Western Victoria and is included in Appendix 11. The data provides participation by age, gender and League for 2015, 2016 and 2017. Key points to note are:
 - Significant increase in female participation (40 to 90, +50 participants).
 - Increases over the three years in all age groups, with the most significant increases in the 20 - 39 years (259 to 366, +102 participants) and the 10 - 14 years (170 to 256, +86) participants).
 - The number of participants in the South West District Football Netball League increased from 149 in 2015 to 285 in 2017 (+136) and the Hampden Football Netball League increased from 78 to 268 (+190).



– Note some of these increases are likely due to changes in the Leagues and competition structure.

c) Partnerships and Funding Opportunities

- Co-invest in community engagement between AFL and SGSC.
- Linkages between sport and social inclusion - opportunities to use sport to improve social inclusion, community engagement and health outcomes.
- There was an opportunity in the current *Community Sports Infrastructure Fund* for 10% of project funding contribution from AFL Victoria.

d) Priorities

- Importance of participation and community engagement and linkages of social inclusion to health outcomes. Increased focus on clubs of providing an inclusive environment. Need range of people involved as players, officials and volunteers.

2) Cricket Victoria

a) Key Strengths

- Collaborative partnership on infrastructure projects that have attracted Victorian Government funding and support from the private sector.
- SGSC Mayor, CEO and operational staff are knowledgeable and well organised and cricket enjoys the relationship we have with SGSC.
- Strong overall player base in Southern Grampians Shire Council area (3rd highest in Cricket Victoria's Western Country Region).

b) Key Issues

- Ageing facilities but with limited income/rates and funding to upgrade them.
- Attracting Victorian and Federal government investment; the criteria in applications for SGSC make it very difficult for Council to attract funds; cannot afford to undertake the bureaucracy of applying for grants that the metro councils do and they lack the leverage that metro councils can afford.
- Local issues such as farming hardships, drought, flood, even corellas tearing up sporting facilities every summer impose extra hardships and damage on facilities increasing the cost and burden on Council.
- Population decline.
- Communities already suffering hardship find it difficult to commit to running a local sporting club and therefore the local clubs fail to maintain their membership and meet their litigious requirements of running a sporting club.

c) Opportunities and Improvements

- SGSC and like LGAs require more flexibility and leniency in the development and maintenance of their facilities in country Victoria - particularly from the Victorian Government.
- It is difficult for SGSC to attract support and funding as they are tied up with Department of Education and Early Childhood Development in securing Joint User Agreements
- Lobbying Victorian Government for dedicated programs and funding for regional community infrastructure with flexible and lenient criteria in programs.
- Cricket is currently working on new guidelines and budget for the National Community Facilities Funding Scheme 2018 (TBC).
- Victorian Cricket Infrastructure Strategy (2018):



- Short - medium facility planning and development priorities to concentrate on “*improving the condition and carrying capacity of existing cricket venues (eg female friendly facilities, umpire change rooms and supporting amenities, improved pavilion condition).*”
- Managing the carrying capacity of existing playing fields with high use through education and resourcing.
- Utilising National Facilities Audit data to develop prioritised upgrade and renewal plans for player and umpire change rooms and supporting amenities as well as training nets and synthetic pitches.
- Delivery and activation of the Regional Level Cricket and Community Centre (Monivae College).

3) Hockey Victoria

a) Key Strengths

- Key findings demonstrate that hockey in the Southern Grampians Shire area is a highly liked sport, with over 500 participants at the Hamilton facility alone.
- Pitch surface at Pedrina Park is fantastic since upgraded to synthetic.
- Participation numbers are increasing
- Hamilton alone have had an increase in participation by 20% in the last five (5) years.

b) Opportunities and Improvements

- Club house and amenities could be improved, with the increase in female participation, access for all abilities, the club house facilities need to be improved so the sport attracts even more participants.
- Competitions are very centralised due to matches being played in Hamilton (Pedrina Park synthetic and The Hamilton Alexandra College), it takes away from having home games in home towns.
- Scheduling issues when hybrid versions of hockey increase.
- Hockey Victoria is looking at ways in which it can utilise other facilities that already exist or co-exist in surrounding facilities to run new programs and new versions of hockey. This will increase the social aspect of hockey rather than it being very structured and a large space needed to play. There has already been some work done with City of Ballarat to begin to look at ways in which hockey can use other facilities such as netball courts, ovals and indoor facilities to play the J Ball and other versions of the game. Hockey Victoria are interested in the opportunity to work with Southern Grampians Shire Council in the same way.

4) Netball Victoria

a) Netball Facilities

- Great South Coast area and Southern Grampians Shire Council (SGSC) has the highest percentage of court per population in Victoria. Excess number of courts in region for the number required, based on 60 members per court in rural and regional areas.
- Pedrina Park
 - Courts are not compliant, and two courts no longer used by Hamilton Netball Association (HNA) due to court surface issues / damage.
 - Future directions: likely only 5 - 6 courts needed based on current and future demand (participation numbers) and usage; current footprint will not accommodate nine (9) courts; cost to replace all courts.
- Number of football / netball clubs operating out of two venues. Netball Victoria (NV) recognise:
 - The importance to each town of maintaining the facilities and value to clubs.
 - The financial impact on a Council of maintaining two venues for one club.
- Key facility issues:



- Quality - number of courts not compliant with Netball Victoria standards; insufficient court lighting for training and safety at facilities; competition for funding for facility improvements (compliance, surface and amenities improvements).
- Competitive funding pool.
- No access to indoor courts or netball indoors. Opportunities to play netball indoors would assist with participation.
- Facility Improvements Needed:
 - Playing facilities are NV first priority (compliance, surface, lighting, player and officials benches / shelters) then address amenities and support infrastructure.
 - Compliance of courts and surface quality improvements to Netball Victoria requirements for Pedrina Park.
 - NV aim is for at least one compliant court with lights at each football / netball venue and where justified (participation / number of teams) two compliant courts with lights.
 - Player and umpire amenities - change facilities and amenities for local level in accordance with Netball Victoria standards.

b) Netball Participation

- Great South Coast area has the 2nd highest membership and penetration rate in Victoria and SGSC is on a par with this.
- Participation strong in Hampden and South West however some clubs in Mininera League are struggling to field all teams.
- Netball Competitions:
 - Football / netball competition has impacted on traditional netball association competitions - HNA competitions targeted at meeting some of the gaps in provision by football / netball clubs such as mixed netball and Net Set Go.
 - Hamilton only served by one football / netball club for population, so potential that players are missing out. Some may be playing elsewhere (eg smaller township teams such as Peshurst or Branxholme) or lost to the netball and / or sport more broadly. Some clubs were training one night at Pedrina Park so players from Hamilton did not have to travel for all training sessions.
- Communication and promotion of netball:
 - Could be improved, so how can Netball Victoria help clubs and promote netball.
 - Liaison in regards to coach and umpire development and governance - generally work with leagues rather than clubs.
- Netball Programs:
 - What netball programs can be offered in Southern Grampians Shire area to meet range and diversity of needs, eg Rock Up Netball.
 - Netball pathways - currently District league (Mininera) then Hampden League then to NV Regional Academy in either Warrnambool or Ballarat. May get identified playing in any league. Does SGSC have an opportunity in itself to provide Regional Academy level within the Shire or consider that need already met and that cannot provide academy level in every LGA - take a regional approach to pathway provision.
 - Inclusion - very good opportunities in South West All Abilities Netball with team in Hamilton playing against other teams in region. Supported by South West Regional Sports Assembly.
 - Schools - how Netball Victoria can assist schools to expose students to netball and where they can play (club links).
- Participation data for Southern Grampians Shire Council has been provided by Netball Victoria. The following figure provides the Netball Victoria registered participants for their primary membership in 2015 and 2017.

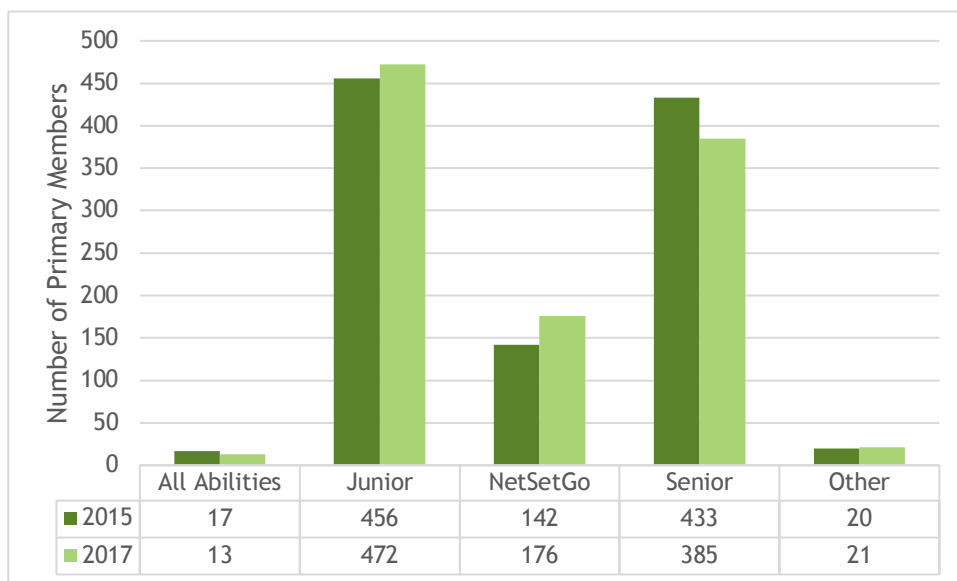


Figure 30 Netball Victoria Membership by Category for Southern Grampians Shire

Note: some included postcodes will include participants from neighbouring municipalities

A review of the data for 2015 compared to 2017 primary club / association³⁰ memberships indicates that participant numbers in both Junior (+4%) and NetSetGo (+24%) have increased over the period, whilst senior participant numbers have decreased (-11%). All abilities number have also decreased from 17 to 13 registered participants.

The participant numbers in the Hamilton Netball Association (primary and secondary) increased from a total of 395 in 2015 to 510 in 2017, an increase of 29% over the two year period.

c) Partnerships and Funding Opportunities

- Great South Coast Plan - good step with all LGAs and three sports looking at needs, priorities and working together to implement the recommendations; mainly engaging with football / netball leagues so opportunity to engage with netball associations as well (eg Hamilton Netball Association).
- Alignment between Netball Victoria priorities and LGAs are important.

d) Priorities

- Pedrina Park courts replacement.
- Melville Oval - regional standard for football, need to improve netball facilities and amenities so at comparable level.

5) South West Academy of Sport

South West Academy of Sport (SWAS) is the peak sporting body of South West Victoria, delivering high performance services and education for aspiring athletes and providing direct pathways for sporting success.

SWAS is one of the six Victorian Regional Academies of Sport (VRAS) that provide vital support services to aspiring athletes throughout Victoria with direct program links with the Australian Institute of Sport and the Victorian Institute of Sport. SWAS has agreements with Victorian Government, the Australian Sports Commission, Victorian Institute of Sport, Australian Paralympic Committee, Tennis Regional Academies Victoria, Golf Victoria, Victorian Golf Foundation, Cycling Victoria, Victorian Clay Target Association, Surfing

³⁰ Netball players are able to register with multiple clubs, having a primary club where they pay their Netball Victoria registration fee and secondary club/s.



Victoria and Netball Victoria. These organisations assist greatly in the delivery of the SWAS services and programs.

South West Academy of Sport currently use sporting facilities throughout the Southern Grampians Shire, mainly gym and health club facilities.

a) Positive Feedback

In terms of positive feedback regarding the Southern Grampians Shire area sport, recreation and leisure facilities the SWAS listed the following:

- The current agreement works very well with access to facilities required for programs.
- The use of halls has been a great inclusion and the Academy is now able to expand its programs during the winter months.
- Indoor facilities are rated at a high standard.

b) Opportunities and Improvements

- The velodrome currently does not have the correct incline for competitions, therefore the academy has had to adapt and create a road bike program.
- The inclusion of a running track would be very beneficial as regionally this area is lacking this facility.
- Inclusion of prehab and rehab programming in gym spaces ie. ice baths etc.
- An additional shooting range was suggested as being beneficial as the current range is at capacity.
- Golf and tennis participation has been decreasing, the academy did make note that SWAS were not sure if this was due to programming or the state of the facilities.

6.1.5 Councillor Forum and Submission

Councillors participated in a forum and were also able to submit additional written information regarding the project. The forum sought information on the strengths, issues, gaps, and current and future need / demand for facilities, services and programs. Responses are summarised below.

1) Positive Feedback about Facilities and Services

Councillors were asked to identify what currently is good / works well in terms of the current facilities and services for sport, recreation and leisure in Southern Grampians Shire Council area with responses summarised under common themes below.

- **Facilities**
 - Have facilities in most communities.
 - Provision - Pedrina Park has range of sports - diversity of options; oval in CBD that can attract AFL, etc; new cricket hub at Monivae College; Lake Hamilton is an asset; golf facilities across the Shire.
 - Swimming pools - both indoor and outdoor; two 50m outdoor pools; maintenance completed to improve pool presentation.
 - Modernised some facilities - eg turf to synthetic for hockey.
- **Services**
 - In-kind contributions by Section 86 Committees of Management - monetary and hours (note - difficult to assess).
 - Hockey has self-funded facility improvements.
 - Participation - very high participation in Shire; variety and range of options have increased.
 - Geographic location - both in State and Western Victoria (central).

2) Issues and Gaps with Facilities and Services

Councillors were asked to identify the issues and gaps in terms of the current facilities and services for sport, recreation and leisure in Southern Grampians Shire Council area with responses summarised under common themes in the table on the following page.



Table 54 Issues and Gaps with Facilities and Services - Councillor Forum / Submissions

Facilities	Services
<p><i>Provision & Quality</i></p> <ul style="list-style-type: none"> • Not just about sport; lack of equity in provision and funding both by sport and gender equity; do we have too many facilities eg many targeted at youth yet ageing population; lack of change and amenities at Pedrina Park hockey and soccer. • Ability to ensure facilities at required standard with facilities located in most communities yet population not necessarily there. • Grampians Peaks Trail stops at Dunkeld. • Impact of climate change on recreational water security. • Unfair to expect Hockey to compromise on a multi-use pavilion when others (eg football) have own. 	<p><i>Governance & Resourcing</i></p> <ul style="list-style-type: none"> • Ignoring / not recognising the ability of clubs to self-manage. • Tenancy - Council wants to own and not allow clubs to take on long term leases. • Lack of continuity in staffing in Recreation & Leisure staff. • Financial: <ul style="list-style-type: none"> - Not able to provide everything for everybody unless working together and sharing. - In-kind contributions are difficult to assess. - Using limited resources where most beneficial / use. - Cost of operating facilities; cost of operating HILAC. - Clubs ask for more, however need to identify cost; decision driven by cost. - What will clubs contribute to maintenance? - Football clubs paying players and others. - Bias / funding of female facilities for football and cricket - need to support all sports. - Inequity in expectations by Council of funding contributions from some sporting clubs (inconsistent / inequitable approach).
<ul style="list-style-type: none"> • Maintenance ability to maintain all the facilities; in smaller communities if don't support can contribute to decline in local opportunities. 	<p><i>Participation</i></p> <ul style="list-style-type: none"> • Demographics - changing demographic with ageing population; shift in population with not all clubs able to field juniors. • Volunteers: <ul style="list-style-type: none"> - Sourcing volunteers is a growing issue. - Not co-ordinated - opportunities could be provided to sporting clubs to fundraise rather than Lions or Rotary. - Demands on limited pool in small communities - volunteering in a number of clubs / groups.


3) Future Needs and Improvements with Facilities and Services

Councillors were asked to identify the future needs / demand, improvements needed and ideas of the future in terms of facilities and services for sport, recreation and leisure in Southern Grampians Shire Council area with responses summarised under common themes in the following table.

Table 55 Future Needs and Opportunities with Facilities and Services - Councillor Forum / Submissions

Facilities	Services
<p><i>Paths and Trails:</i></p> <ul style="list-style-type: none"> • Usage of old railway lines for trails / shared paths for cycling and walking. • Opportunities to connect tracks and trails, including planning for connecting townships and natural attractions - potential for a Master Plan. • Consider opportunities provided by abandoned campsites. 	<p><i>Planning</i></p> <ul style="list-style-type: none"> • Planned approach to RV sites in Shire; opportunity for sourcing sponsorship for RV Dump Sites. Consider locating one near Coleraine Arboretum. • Demographics - need to consider changing demographics to ensure services to meet needs (eg ageing population). • Lake Hamilton Master Plan - opportunity for upgrade to rowing rooms and potential for art and eating facilities.



Facilities	Services
<p><i>Provision</i></p> <ul style="list-style-type: none"> • Amalgamation of facilities where over supply. • Facilities that are able to facilitate participation for ageing population. • Rationalisation or prioritisation in terms of sports infrastructure as well as providing for ageing population. • More equitable approach to club contributions to facility developments. • Facilities - ability to ensure at required standard; unisex change rooms. • Consider recreation and leisure needs eg Lake Hamilton; linking paths / walking tracks; opportunities to grow non-structured activities. • Solar heating for outdoor pools. • Dog Parks - development in key locations and provision of waste bag facilities; cater for small and large dogs; investigate site options. • Multi-use of facilities and ensure unisex provision; convert existing male amenities to unisex. Hockey and soccer clubs can share amenities however should have their own field side pavilion 	<p><i>Participation and Activities</i></p> <ul style="list-style-type: none"> • Opportunities for people with a disability, older adults and all ages to participate in sport and / or recreation. • Recreational water: <ul style="list-style-type: none"> - Potential for water based recreation (fishing, swimming, water skiing, sailing, walking, birdwatching, etc) in Shire. - Major tourist drawcards. - Lake Hamilton Master Plan provides an opportunity to enhance tourism and recreation opportunities. - Council should review and develop Recreational Water Policy in partnership with other agencies. • Event Opportunities - motor sports have expressed interest and lobbied Council; support regional activities.
	<p><i>Access, Provision and Resourcing</i></p> <ul style="list-style-type: none"> • In-kind contributions - should this be taken into consideration. • Opportunities for sharing and also joint use with schools. • Build on Glenthompson Swimming Pool model of regular community events, free use (Community Association paid entry costs) and strong community involvement in sourcing and training local lifeguards. • Volunteers - need to appreciate, value and recognise; how do we ensure that they do not burn out; facilitate rather than block. • More equitable approach to funding provision for facilities (gender equity; unisex). • Co-ordination and scheduling to reduce number of facilities needed.

6.1.6 Council Officer Consultations

Forums were held to provide Council officers participated with an opportunity to contribute information regarding the project. The forums sought information on the strengths, issues, gaps, future need / demand for facilities, services and programs and resources / partnerships. Responses are summarised below.

1) Positive Feedback about Facilities and Services

Participants were asked to identify what currently is good / works well in terms of the current facilities and services for sport, recreation and leisure in Southern Grampians Shire Council area with responses summarised under common themes below.


• Facilities

- Provision & Quality
 - Great facilities; array / abundance / range of facilities; lot of football facilities and sporting ovals.
 - Number of schools with excellent facilities.
 - Coleraine have an abundance of facilities.
 - Lake Hamilton.
 - Lights at Melville Oval up to 300 lux.
 - Access to water for Pedrina Park and Melville Oval; recycled at Mitchell Park.



- Maintenance
 - Historically Council have done so much work at local community eg mowing including at grounds that are not Council's.

Table 56 Positive Feedback About Services - Council Officer Forums

Services	
<p><i>Participation & Access</i></p> <ul style="list-style-type: none"> • Wide diversity and cross section of sports and activities available in Shire and district (eg golf, basketball, touch, hockey, soccer, rodeo, shooting, rowing, aeroclubs, Peaks Trail Dunkeld, etc). • Regional Cricket Hub being developed at Monivae College - Cricket Victoria and school; joint use agreement; Council on Management Committee. • Women's football and cricket. • Horse Racing Clubs across Shire - Dunkeld, Coleraine, Peshurst, Hamilton; trots, harness racing, jumps, flats. • HILAC - more attendances; programming so active promotion; also at outdoor pools. • Sporting competitions bring visitors to towns. 	<p><i>Governance & Finance</i></p> <ul style="list-style-type: none"> • Operational grants provided to grounds under DELWP Committee of Management. • Relationship with a lot of users is good, improving from what it was. • Funding for swimming pools for past two years enabled improvements eg painting. • Council does a lot more for clubs than in many other Shires. • Relationship building between Council and clubs / organisations - different approach and communication improved. • Dedicated volunteers at clubs / organisations.
<p><i>Usage</i></p> <ul style="list-style-type: none"> • Junior football at Pedrina Park; re-structured; also at Coleraine. • Grounds do not get overloaded - manage only one team at each ground. • Lake Hamilton - gets a lot of usage especially equipment; fun runs get approx. 300 participants. • Tourism - strong usage at Botanic Gardens Hamilton (sense of pride); Dunkeld also delivers high visitor experience and ranks highly for leisure pursuits. • Pedrina Park - netball pavilion to be shared with hockey and cricket with soccer this season. 	

2) Issues and Gaps with Facilities and Services

Participants were asked to identify the issues and gaps in terms of the current facilities and services for sport, recreation and leisure in Southern Grampians Shire Council area with responses summarised under common themes in the following table.



Table 57 Issues and Gaps with Facilities and Services - Council Officer Forums

Facilities	Services
<p><i>Provision & Quality</i></p> <ul style="list-style-type: none"> Swimming pools - lack of direction re pools - open, keep, fix, etc. Irrigation: <ul style="list-style-type: none"> Pedrina Park manual operation. Melville Oval approx. 30 years old so unlikely at industry standard which affects surface standard. Old pipe needs upgrading; possible issue from Showgrounds to Melville Oval. Mitchell Park - dodgy system. Old reservoirs feed Pedrina Park and Melville Oval as well as Botanic Gardens and The Hamilton and Alexandra College, so requires significant co-ordination. Merged clubs maintaining two venues. Walkability issue and shared paths not connecting. Still number of female teams with no suitable change facilities. Lake Hamilton - no lights on walking track - not safe at night; weed control issues; some areas not accessible. Too many single use or locked up facilities. Grade and quality / presentation of some bushwalking tracks in Grampians National Park. Clubs wanting their own space and not wanting to share with others. Challenge because many are underutilised. Walking trails - start but some do not actually go anywhere. Over-serviced with facilities; too many for population and not growing; too many single use or locked up facilities. Ageing infrastructure eg pumps, pipes, buildings. Number of non-compliant netball and basketball courts in Shire. 	<p><i>Governance & Usage</i></p> <ul style="list-style-type: none"> How facilities are booked and managed - some clubs have rights to sub-let. Sub-letting - clubs make money from this however most are single use and unable to access SRV funding. User agreements 18 mths out of date. Council managed grounds booked by Customer Service - can result in conflicts in usage and with maintenance activities; two different departments responsible. Hire Form - too basic and no bonds. Operational grants provided to grounds under DELWP Committee of Management. Issue with Instrument of Delegation - only one page and not covering essential items including who should do what. Some facilities are underutilised; Melville Oval nights only 2 -3 per year. HILAC Gym - numbers decreased on Saturday mornings, likely due to Parkrun. Consider how using and managing spaces; are we overusing any eg Melville Oval (schools not allowed to use - casual use need to obtain permission). Promotion of club contacts; come 'n try days (eg HILAC for multiple sports with clubs in attendance). Lack of governance of facilities eg insurance, liquor licence, etc. Personal trainers - usage and insurance. Unequal servicing. Lack of data. Lack of information - how do residents contact clubs? Trying to please everyone rather than focussing on our core responsibilities for sport and recreation in terms of facilities, services and programs.
<p><i>Maintenance</i></p> <ul style="list-style-type: none"> Haven't maintained and many are looking tired; asset life cycle cost. Resources to do maintenance - one person responsible for all Council buildings; have panel of sub-contractors. Playgrounds - massive areas of funding needed; issues with condition, ageing equipment; inspection regime and maintenance. Pedrina Park public toilets. Doing work at grounds that are not Council's eg mowing, line marking. Melville Oval - no cricket because wicket not ready. Penshurst Swimming Pool is losing water. HILAC - outside; pools needs attention; looks tired. DELWP Committee of Management facilities relying on Council for help with maintenance. Maintenance roles and responsibilities not clearly defined. 	<p><i>Resourcing & Finance</i></p> <ul style="list-style-type: none"> Under-resourced: <ul style="list-style-type: none"> No one to look after community groups and community. One person responsible for maintenance of all Council buildings including street furniture and road signage. Had two handy persons now one and other not replaced. Sport is getting very expensive so some not accessing due to cost. Lack of clarity re objectives resulting in unrealistic expectations of community. Council and community cannot afford for every club to have own facility.




Facilities	Services
<p><i>Asset Management</i></p> <ul style="list-style-type: none"> • No Asset Management Plan. • Sourcing information about how assets are used to inform planning eg lake and playgrounds. • Have been reactive rather than proactive in managing assets. 	<p><i>Participation & Events</i></p> <ul style="list-style-type: none"> • Events - approval process is fragmented with organisers having to deal with a number of different Council Departments. • Tried come 'n try activities at Seniors Festival however do not take up / follow-up. • Potential of Lake Hamilton - recreation and as entrance to Hamilton from east. • Programming - do not have capacity for program delivery; basketball is only sport at HILAC stadium - opportunity for netball, futsal, dodgeball, etc. • Conflict about events and marketing - expectation that Recreation and Leisure deliver on events without resources needed.

3) Future Needs and Improvements with Facilities and Services

Participants were asked to identify the future needs / demand, improvements needed and ideas for the future in terms of facilities and services for sport, recreation and leisure in Southern Grampians Shire Council area with responses summarised under common themes in the following table.

Table 58 Future Needs and Opportunities with Facilities and Services - Council Officer Forums

Facilities	Services
<p><i>Maintenance</i></p> <ul style="list-style-type: none"> • Pedrina Park is getting automatic irrigation system. • Pressurise irrigation line for Melville Oval - could be done in Lonsdale Street re-development. • Clarity over responsibilities - Council, Club and / or Association. • Playgrounds - maintenance required and regular inspections; need to do preventative not rely on reactive. • Developing Tree Management Plan to set directions. • Walking path maintenance. 	<p><i>Participation</i></p> <ul style="list-style-type: none"> • Opportunities to provide for diversity for age groups. • Unstructured leisure growth - increasing use of facilities on an ad-hoc basis; fluctuation in demand. • Changing way that young people engage with sport and recreation - need to meet needs. • Programs: <ul style="list-style-type: none"> - Help the community to deliver programs - longevity. - Identify where Council supports and opportunities outside to provide a local service. - Need to be flexible and adjust to new and emerging sport and recreation interests and demands. - Linked to trends. - Not necessarily direct delivery by Council - role of community in delivering activities and services. Idea that we create opportunities. • If want to activate and do more, then need the required resources; also need policies and procedures. • Technology - application; so many apps available.



Facilities	Services
<p>Provision & Quality</p> <ul style="list-style-type: none"> • New / upgraded infrastructure. • Prioritise new toilets at Pedrina Park. • Drop off points so children walk to school. • Rationalisation: <ul style="list-style-type: none"> – Fewer at higher standard. – Rationalise playgrounds. – Service component and bringing into precincts. • Linking paths; continuous path of travel; wayfinding and interpretive signage; visibly connecting facility and visitor; opportunity for technology. • Dog Park - potentially at Mitchell Park and/or park near hospital. • Develop multi-use spaces that can be used for a range of activities both sport and recreation and other (eg community events and meetings, etc). • To attract events potentially need to ensure have top quality facilities. • Lake Hamilton - lights would improve safety on walking track at night; looking at smart lighting; importance of vegetation and water quality. • Number of schools with excellent facilities is an opportunity. 	<p>Usage & Events</p> <ul style="list-style-type: none"> • Booking system - working at getting on-line; streamline process - one point of contact so removes conflicts between bookings and maintenance scheduling. • Melville Oval - capacity for more night events; need to balance usage. • Consolidation and re-purposing opportunities eg Little Athletics to oval 3 at Pedrina Park. • Opportunities for more casual use outside sporting club usage. • Importance of communication with community - what is already available, promoting what we have and making the most of resources / facilities. • Improving unstructured usage of facilities. • Increased utilisation of key facilities eg HILAC, Pedrina Park and Lake Hamilton, so key assets used by more groups and individuals. • Tourism - opportunity to tap into visitors; potential for event attraction at top level facilities; need the top quality facilities as well as club and volunteer capacity to attract events. • Community usage versus major event capability and capacity of volunteers in delivering major events - is it a priority for Council? • Potential for economic development and events.
<p>Strategic Planning</p> <ul style="list-style-type: none"> • Asset Management - need an Asset Management Plan and a 10-year Capital Expenditure Plan; implement playground asset condition report. Clarify who is responsible for asset planning. May need full condition assessment of assets and works required. Includes renewal and replacement. • Need strategic directions re upgrades and maintenance. • Linking Paths - need strategy; connect ability. • Chance to re-purpose Mitchell Park and Patterson Park - political challenge as unpopular. 	<p>Resourcing and Finance</p> <ul style="list-style-type: none"> • Need money for swimming pools every year. • A Recreation Officer position - implementation of this strategy, club and community liaison, etc. • Funding to maintain facilities and for playground maintenance. • Need to make hard decisions. • Need to implement Master Plans. Future implementation of Lonsdale Street and Melville Oval Plans. • Pressure State Government to take more responsibility for funding their resources. • Consider rationalising the service component. • Balance between commercial and Council provision; commercial meeting some health and fitness needs. • Focus on our core responsibilities. • Quality and ease of access to information regarding facilities being used for major events and economic benefits and improved process for community event organisers (approvals). • Council Plan - recreation is a priority so need to deliver. Raising expectation of community so need to deliver. • Council do not have to provide everything. <p>Governance & Partnerships</p> <ul style="list-style-type: none"> • Hire Form - need a standardised form. • New Instrument of Delegation to cover all essential requirements. • Personal trainers - need policy / system re conditions of use and fee structure • GenR8 Change; better eating. • Multi-use and joint use of facilities. • HILAC - health and wellbeing opportunity.



6.1.7 Project Reference Group

The Project Reference Group participated in a meeting which provided with an opportunity to contribute information on the strengths, issues, gaps, future need / demand for facilities, services and programs and resources / partnerships. Responses are summarised below.

1) Positive Feedback about Facilities and Services

Participants were asked to identify what currently is good / works well in terms of the current facilities and services for sport, recreation and leisure in Southern Grampians Shire Council area with responses summarised under common themes below.

- Facilities:
 - Central lake.
 - Lots of potential and space at Pedrina Park.
 - Most towns have an outdoor pool.
- Services:
 - Highest ratio of rowers per head of population.
 - Inclusiveness of sport and engaging with new residents.
 - SGSC Lake Hamilton Management Committee (internal group).
 - Activities & Provision:
 - Township football / netball - all ages, family friendly, social gathering.
 - Junior tennis strong in Balmoral (6 courts).
 - Diversity of sports in Hamilton; trying to get out to other towns.
 - Archery is growing - outgrowing facility.
 - Lake Hamilton - Parkrun, walking and cycling.

2) Issues and Gaps in Facilities and Services

Participants were asked to identify the issues and gaps in terms of the current facilities and services for sport, recreation and leisure in Southern Grampians Shire Council area with responses summarised under common themes in the following table.

Table 59 Issues and Gaps with Facilities and Services - Project Reference Group

Facilities	Services
<p><i>Maintenance</i></p> <ul style="list-style-type: none"> • Lake Hamilton: <ul style="list-style-type: none"> - Walking track maintenance. - Issue when spillway flooding - get sent onto road. - Drainage issues. - Mowing of lawns around lake for events - poor presentation. • Responsibility - Committees for Management or Shire? • Balmoral tennis courts maintained by COM as no senior tennis. 	<p><i>Governance & Resourcing</i></p> <ul style="list-style-type: none"> • Accessing grants for facility developments; how to approach funding opportunities. • User Agreement - all groups do not have current user agreements with Council.
<p><i>Provision & Quality</i></p> <ul style="list-style-type: none"> • Netball change facilities - either not provided or standard and quality poor. • No compliant netball courts in Hamilton. • Outdated plans for Lake Hamilton. • Getting a new multi-purpose facility - sports outgrowing facilities. • Aged facilities - need replacing and renewal. • Lack of facilities for growing / emerging sports and at Pedrina Park. • Lack of security lighting at majority of Council facilities. 	<p><i>Activities, Participation & Usage</i></p> <ul style="list-style-type: none"> • Reach of different sports into townships - trying to get sports out to townships - football / netball only available; have to go to larger towns for other competitive sports, eg playing soccer is a full day commitment. • Changing population (decreasing) impacting participation and volunteer numbers; also less money around with farms. • Not enough juniors in some towns so big jump in ages in some sport competitions.



3) Future Needs and Improvements with Facilities and Services

Participants were asked to identify the future needs / demand, improvements needed and ideas of the future in terms of facilities and services for sport, recreation and leisure in Southern Grampians Shire Council area with responses summarised under common themes in the following table.

Table 60 Future Needs & Opportunities with Facilities and Services - Project Reference Group

Facilities	Services
<p><i>Provision & Quality</i></p> <ul style="list-style-type: none"> • Need female friendly facilities. • Replacing and renewal of ageing facilities with new multi-purpose - including community and sporting together. • Merging existing sports facilities. • Interconnectedness of walking tracks eg Pedrina Park to Lake Hamilton. • Increased accessibility of facilities; age inclusive. 	<p><i>Resourcing & Grant Funding</i></p> <ul style="list-style-type: none"> • Farms need labour which could be an opportunity for population growth. • Technology: <ul style="list-style-type: none"> – South West Sport looking at virtual learning opportunities. – RIST at Balmoral looking at multi-media. • Need direct contact person at Council for management and maintenance. • Increasing volunteer capacity.
<p><i>Support Infrastructure</i></p> <ul style="list-style-type: none"> • Shared paths to facilities. • Lighting in open space: <ul style="list-style-type: none"> – In winter for safe running. – Security and lighting at pavilions. 	<p><i>Access, Activities & Events</i></p> <ul style="list-style-type: none"> • Multi-media and technology opportunities. • More space for un-structured activities. • Sport tourism - hosting events locally. • Increased accessibility and inclusiveness.

6.1.8 Community & Health Sector

Forums were held to provide community groups and the health sector with an opportunity to contribute information regarding the project. The forums sought information on the strengths, issues, gaps, future need / demand for facilities, services and programs and resources / partnerships. Responses are summarised below.


1) Positive Feedback about Facilities and Services

Participants were asked to identify what currently is good / works well in terms of the current facilities and services for sport, recreation and leisure in Southern Grampians Shire Council area with responses summarised under common themes in the following table.

Table 61 Positive Feedback About Facilities and Services - Community & Health Sector Forums

Facilities	Services
<p><i>Quality and Provision</i></p> <ul style="list-style-type: none"> • Very well resourced for infrastructure. • Range of facilities available - outdoor pools, parks and gardens, especially in Hamilton, Dunkeld, Coleraine and Peshurst. • Providing infrastructure to clubs at basic level better than other Shires. • Some partnerships with schools to access sporting facilities by clubs. • Dunkeld - bowls have good greens; football grounds are well maintained; netball courts re-surfaced; pool maintenance done this year. • Seniors rooms at Hamilton and Peshurst are suitable for purpose (maintained mainly by club). 	<p><i>Access and Usage</i></p> <ul style="list-style-type: none"> • Spoilt for choice especially main stream sporting opportunities such as football, netball and cricket. • Increased accessibility for walking eg around wetlands. • Sport provided by clubs - Shire provides significant support to enable community access. • People of all abilities access to sport and recreation facilities • South West Sport completed a Gender Equity Audit of 15 clubs in the region over 12 months looking at programs and governance. VicHealth have useful checklist.



Facilities	Services
<p><i>Maintenance</i></p> <ul style="list-style-type: none"> Those facilities that are well utilised are generally also well maintained. 	<p><i>Activities & Provision</i></p> <ul style="list-style-type: none"> GenR8 Change - not owned by anyone and driven by the community and Shire helped with this; systemic led change about physical activity and healthy eating choices; systemic processes that SGSC could leverage eg Health Policy implementation at Council managed facilities. Whole of Council approach and framework that considers healthy choices. Penshurst - bowls for young and old; walking; wet lands; swimming for all; football and netball; Seniors club keeps you young; Men’s Shed very new; garden club; book club.

2) Issues and Gaps in Facilities and Services

Participants were asked to identify the issues and gaps in terms of the current facilities and services for sport, recreation and leisure in Southern Grampians Shire Council area with responses summarised under common themes in the following table.

Table 62 Issues and Gaps with Facilities and Services - Community & Health Sector Forums


Facilities	Services
<p><i>Maintenance</i></p> <ul style="list-style-type: none"> Grange Burn track is neglected - needs maintenance. Hamilton Seniors - floor in bowls room is damaged. Footpath in Gray Street is dangerous and uneven. Dunkeld Bowling Club - toilets need maintenance (discoloured water in pipes and seats need replacing). Penshurst Bowling Club - men’s toilets need updating. Tennis Clubrooms in Penshurst falling into ruin. Overflowing garbage and recycling bins are a “turn-off” for walkers. 	<p><i>Governance, Responsibility & Resourcing</i></p> <ul style="list-style-type: none"> Issue at some facilities regarding who is responsible eg maintenance at Lake Linlithgow. Number of facilities that are managed by DELWP Committee of Management in Shire. Volunteer support - turnover every year. Most South West Sport activities are based in Warrnambool - resource issue (based in Warrnambool).
<p><i>Provision</i></p> <ul style="list-style-type: none"> Paths / Trails - not all linked up yet eg wetlands. Do not follow-up with clubs about success or otherwise of the facilities provided by Council. Outside of swimming pools there is not a lot of unstructured space for young people. Lack of family spaces / areas that are safe to breast feed. Rationalisation - will result in loss of social capital in towns. No storage at club (Penshurst). 	<p><i>Activities & Access</i></p> <ul style="list-style-type: none"> South West Sport not always out in local smaller towns - tends to be in larger centres. Clubs are asked to help with other things apart from sport - (eg education on community issues and problems), and all adds up on volunteers and club officials. Not catering as well for lower socio-economic groups eg gym services and swimming difficult without disposable income. Not culturally safe environments. Fees for participation are not affordable - large families cannot access because not able to afford Penshurst Swimming Pool - not available to everyone - restricted operating hours; outside school hours only cater for young and schools. No senior exercises in Dunkeld and Penshurst. No transport for young people.

3) Future Needs and Improvements with Facilities and Services

Participants were asked to identify the future needs / demand, improvements needed and ideas of the future in terms of facilities and services for sport, recreation and leisure in Southern Grampians Shire Council area with responses summarised under common themes in the following table.



Table 63 Future Needs & Opportunities with Facilities & Services - Community & Health Sector Forums

Facilities	Services
<p><i>Provision & Quality</i></p> <ul style="list-style-type: none"> Family friendly facilities with safe and clean changing facilities for children. Partnerships with schools to access school-based facilities. Lake Hamilton - BBQ and shelter at skate park needed for parents and Grandparents while supervising children. Netball: courts at Pedrina Park need roofing to allow for extra use; move from Melville Oval to Pedrina Park. Swimming Pool Hamilton - not sufficient lanes for public use. Club rooms for seniors in Dunkeld. 	<p><i>Resourcing & Grant Funding</i></p> <ul style="list-style-type: none"> Opportunity for further commitment by Shire to GenR8 Change. Volunteers - better co-ordination across agencies who deliver volunteer training. Social capital - is there an opportunity for this within the community. Insurance - who covers for active recreation? A general increase in funding and work hours on all areas to do with sporting, recreation and leisure would be a good investment. Resourcing clubs with equipment to be able to undertake maintenance (eg mowing). Swimming Pool Hamilton - prices have to be suitable for families. Assistance from Shire to undertake activities for older adults; resource existing walking group.
<p><i>Maintenance</i></p> <ul style="list-style-type: none"> Well maintained footpaths, streets and lanes, lawns and parks are essential for walking and exercise. Seniors Club rooms - cyclical painting of Seniors (Hamilton & Peshurst); new doors Peshurst back room; Footpaths in Gray Street. 	<p><i>Access</i></p> <ul style="list-style-type: none"> Increased connection of walking paths / trails. How to cater for low socio-economic residents. Emphasis on how young people can access sport. Sports Bank - pay upfront fees which are paid back through Centrelink - need to get message out. South West Sports - opportunities for technology solution to increase reach and participation and access to programs. Plenty of video conferencing facilities, so opportunity for partnerships and sharing of resources. Opportunities for inclusion of aboriginal children across the sector eg acknowledging traditional owners, flag and making a familiar place. Improving gender equity - still lot of men in positions in clubs. Public transport to Hamilton (from Dunkeld, Peshurst), so can access activities easily.
<p><i>Support Infrastructure</i></p> <ul style="list-style-type: none"> Disabled car parking at Seniors Club Rooms and around town in Peshurst. <div style="text-align: center;">  </div>	<p><i>Activities</i></p> <ul style="list-style-type: none"> Incentives for clubs to rationalise facilities. Explore non-structured physical activity opportunities eg what to do when retire from competitive sport. Acknowledge economic benefits of competitions - home and away brings money to clubs and towns. Exercise group for seniors in Dunkeld. Water aerobics in Peshurst for seniors; keep pool open so seniors can do activities (during day).

6.2 Key Informant & Forum Feedback

Discussions were held with a range of key informants regarding the sport and recreation facilities and services in Southern Grampians Shire area in terms of what is good / works well, current issues and future improvements and opportunities. The clubs / organisations / groups that were represented at the forums are provided in the following table with details of representatives included in Appendix 9. Note - separate sessions were conducted for the Pedrina Park Master Plan and Lake Hamilton Master Plan and the details are provided in Sections 6.3. A session for Coleraine clubs / organisations was also conducted with information summarised in the sections below.



Table 64 Participating Organisations at the Forums

Organisations	
AFL Victoria	Balmoral Bowls Club
Balmoral Golf Club	Cavendish Recreation Reserve
Coleraine Bowling Croquet Club	Coleraine Cricket Club
Coleraine Football Netball Club	Coleraine Hockey Club
Coleraine Recreation Reserve Committee of Management	Coleraine Tennis Club
Hamilton Aquatic Club	Hamilton Basketball Association
Hamilton Rowing Club	Hamilton Soccer Club
St Andrews Cricket Club	The Hamilton And Alexandra College

6.2.1 Positive Feedback about Facilities and Services

Participants were asked to identify what currently is good / works well in terms of the current facilities and services for sport, recreation and leisure in Southern Grampians Shire Council area with responses summarised under common themes below.

1) Facilities

- Provision and Quality
 - HILAC:
 - Four basketball courts are great.
 - Indoor pool is an asset to the community.
 - Cavendish - good; oval with campground (minimal facilities) adjacent, also netball and tennis shared courts and archery course.
 - Rocklands Reservoir - have put fish in reservoir and investing heavily.
 - Coleraine:
 - Silvester Oval - Amphitheatre (natural, nature and historical value); scenic.
 - Venues are good when maintained.
 - Turnbull Street - turf wicket; village atmosphere; good location for spectators; range of facilities; Bowling Club set-up, location convenient.
 - Creek location of facilities.

Positive feedback regarding services are provided in the following table.

Table 65 Positive Feedback About Services - Clubs & Associations

Services	
<p><i>Governance & Resourcing</i></p> <ul style="list-style-type: none"> • Skills and expertise of volunteers in small towns who support including from local builders and trades people. • Council are generally pretty good - always good in responding; build rapport; community need to be realistic. • DELWP are generally good with support eg when Shire deemed toilets did not meet standard provided grant to address. • Balmoral Bowls Club - are able to get sufficient numbers for Committee of Management and the sub-committees. • Coleraine - community involvement and collaboration; help out and contribute when work needed; progressive. • User groups at Cavendish RR help with maintenance and in-kind (eg mowing ground). • 	<p><i>Competitions & Activities</i></p> <ul style="list-style-type: none"> • Hamilton Basketball - participation 1,040 players and good competition; representative sides; skills days; academy training - pathways; Aussie Hoops and modified ring heights. • Cavendish: <ul style="list-style-type: none"> - Income from camping ground fees (used to cover toilet maintenance and cleaning); have run a few events. - Four tennis teams at Cavendish & District competition. - Great support from Council with events. - Greater Hamilton Archery Club been terrific in last 5 - 6 years. - Community are loyal to sport and go and support their teams. • People join sporting clubs if interested. • Diverse range of activities available, both sport and recreation (Cavendish, Coleraine).



Services

Participation, Events and Tourism

- Balmoral Golf Club and Bowls Club are both investigating ways to attract younger members.
- Balmoral Bowls Club and Mechanics Institute work very well together - co-operative relationship.
- More healthy choices at HILAC café.
- Coleraine:
 - Netta, Auskick, number of senior and junior participants.
 - Community interaction and spirit, sporting oriented and inclusive.
 - Largest country show in Shire.
 - Team sports involve community.
 - Economic benefits of football and netball to town.



6.2.2 Issues and Gaps in Facilities and Services

Participants were asked to identify the issues and gaps in terms of the current facilities and services for sport, recreation and leisure in Southern Grampians Shire Council area with responses summarised under common themes in the following table.

Table 66 Issues and Gaps with Facilities and Services - Clubs & Associations

Facilities	Services
<p><i>Maintenance</i></p> <ul style="list-style-type: none"> • Balmoral <ul style="list-style-type: none"> – Golf Club - lot of work for volunteers in maintaining the golf course - have reduced our expectations. – Condition of Balmoral Football Netball Club change rooms. – Balmoral Public Toilets unable to cater for numbers at peak times. – Creek in Balmoral - who is responsible for maintaining? (fire hazard). • Coleraine: <ul style="list-style-type: none"> – Creek - who is responsible for maintaining creek? Needs cleaning out. – Long grass and rubbish not collected. – Swimming pool change needs attention. – Walking track dangerous - holes. – Flood damage - not removed to make safe. – Cricket nets need repairing. 	<p><i>Activities & Participation</i></p> <ul style="list-style-type: none"> • Decreasing numbers in rural towns impacting on participation; too many teams and struggling clubs. • Balmoral Bowls Club: <ul style="list-style-type: none"> – Can only operate during daylight hours as no lights on rink. – Shade not good - full sun on pavilion in afternoon. – Only Pennant in summer. • Balmoral Golf Club need more members. • Coleraine <ul style="list-style-type: none"> – Community time poor - interested in casual bowls participation. – Cricket participation. – Hockey - no training in town so local money goes to Hamilton. – Losing players - extra travel. • HILAC <ul style="list-style-type: none"> – Healthy options at café are expensive compared to hot chips, so healthy options not as attractive to parents. – Unable to attract Country Basketball Championships as need separate change to toilets. – Change rooms are only access to swimming pools; if need direct access to pools must go through change.



Facilities	Services
<p><i>Provision and Quality</i></p> <ul style="list-style-type: none"> • Condition of public toilets at Cavendish Recreation Reserve. No accessible toilets and need to bring in toilets for events. Campers use Umpires Rooms. • HILAC: <ul style="list-style-type: none"> – Court 1 - disabled access; rail at front in stand - could fall through. – Upstairs meeting room - no fire escape. • Balmoral RV area is really just a vacant block (no shower). • Coleraine: <ul style="list-style-type: none"> – Tennis - previous re-surfacing poor quality. – Derelict clubrooms for tennis / netball / hockey. – Netball shed and septic tank built below flood level - why? – Renewal of infrastructure. – Location of facilities in flood zone. – Hockey - no turf or club rooms; inadequate fence. – Cricket - in flood zone and unable to have toilets in flood zone. 	<p><i>Governance & Resourcing</i></p> <ul style="list-style-type: none"> • Volunteer numbers are low and ageing. • Reliance on volunteers to do work and operate the organisation (2). • Process and time involved in applying for grants with little reward. • Liability prevents working bees. • Coleraine: <ul style="list-style-type: none"> – Hard to rely on Shire to do jobs. – Permits issued in flood zone after flooding? – Have to hire grounds off Shire. – Meetings but nothing happens.


6.2.3 Future Needs and Improvements with Facilities and Services

Participants were asked to identify the future needs / demand, improvements needed and ideas of the future in terms of facilities and services for sport, recreation and leisure in Southern Grampians Shire Council area with responses summarised under common themes in the following table.

Table 67 Future Needs & Opportunities with Facilities & Services - Clubs & Associations

Facilities	Services
<p><i>Components & Quality</i></p> <ul style="list-style-type: none"> • Cavendish - looking at netball / tennis change (and potentially shade / shelter improvements when can) - would like to do as part of SRV grants. Also, Men's Shed with amenities. May look at RV dump point in future • HILAC: <ul style="list-style-type: none"> – Court 1 - disabled access; additional rail at front in stand. – More seating at Courts 2 and 3. • Balmoral <ul style="list-style-type: none"> – Bowls Club - lights would enhance activities and usage especially during winter. – Opportunity for outdoor gym equipment in town. – Recreation Reserve - need to upgrade facilities; project for new community centre that includes new change and social / function space. • Coleraine <ul style="list-style-type: none"> – Silvester Oval is premier oval in district and should be treated as such; not enough room for any other facilities as has been discussed. – Creek improvements. – Reinstate facilities so that last. – Good quality facilities needed for good participation. 	<p><i>Governance and Resourcing</i></p> <ul style="list-style-type: none"> • Provide level of resources needed to enable maintenance at facilities. • Improved tender processes to ensure quality outcomes for community facilities. • Capacity of volunteers - need to increase numbers; make easier to comply with legalisation and governance. • Coleraine <ul style="list-style-type: none"> – Build relationships, collaboration and listen to community. – Clarify who is responsible for creek. – Improve grant processes. – Consistent budgets for Committees of Management. • Grant Funding <ul style="list-style-type: none"> – Cavendish - interested in applying for SRV grant for netball change - however doing what can due to work involved in grant process. – Cavendish RR seeking DELWP funding to do underground work for public toilets and running events to raise funds. Will also apply for Council grant to assist with upgrade of toilets as do not meet needs of community.



Facilities	Services
<p><i>Maintenance</i></p> <ul style="list-style-type: none"> • Need to address maintenance issues - resources. • Many ageing facilities. • Coleraine <ul style="list-style-type: none"> – Regular removal of rubbish. – Creek - reduce flood risk by cleaning creek, extend levee, additional levees, make attractive. – Well maintained facilities. – Swimming pool change rooms upgrade. – Flood prevention - diversion of town drains. – Repair walking track. 	<p><i>Activities & Usage</i></p> <ul style="list-style-type: none"> • New event opportunities that bring outsiders to towns as well as locals. • Balmoral gets a lot of traffic through town so may be an opportunity to capture people. • Men's Shed moving to Cavendish RR. • HILAC More meal options (healthy) in evenings at café. • Maybe pool gate from change to pool deck to prevent children gaining access to the pool from change rooms.
<p><i>Provision</i></p> <ul style="list-style-type: none"> • Coleraine: <ul style="list-style-type: none"> – Build facilities higher up. – New tennis / netball / hockey facilities - willing to move to another location but not to secluded area (eg behind football clubrooms) as this would inhibit participation, especially females (safety); higher location so flood proof; could be a shared facility (pavilion) at swimming pool; turf for tennis, hockey and maybe bowling, would be a hub in centre of town. – Potential for community hub at football oval - may be too big. – Benefits for co-location and sharing. – Need safe and well maintained facilities. – Tennis courts - synthetic better. – Hockey - need training facilities (turf / synthetic) proper surface; size to cater for number of players and teams; fenced; change rooms with showers; potential joint use by schools. – Cricket: at Silvester Oval as already have some facilities; club room and seating. 	
<p><i>Support Infrastructure</i></p> <ul style="list-style-type: none"> • Undercover and shade areas at facilities. • Balmoral - more rubbish bins in town and out at Rocklands. • Coleraine Improve lighting, seating and viewing areas. 	

6.3 Consultations for Development of Masterplans

Discussions were held with clubs and organisations regarding the development of the Pedrina Park Masterplan and Lake Hamilton Masterplan in terms of what is good / works well, current issues and future improvements and opportunities. The clubs / organisations / groups that were represented at the forums are provided in the following table with details of representatives included in Appendix 9.

Table 68 Participating Clubs and Groups in Masterplan Consultations

Pedrina Park Consultations	Lake Hamilton Consultations
AFL Victoria - Western District	Hamilton Aquatic Club
Hamilton Soccer Club	Hamilton Rowing Club
St Andrews Cricket Club	The Hamilton and Alexandra College



6.3.1 Pedrina Park Masterplan Consultation Session

1) Current Situation

• Strengths with the Current Pedrina Park Facilities, Programs and Services

Participants were asked to identify what currently works well, is good, that they like about the Pedrina Park facilities and services. Responses have been summarised as follows:

– Facilities:

- Multi-purpose facilities - few in region that cater for number of sports; ie three ovals, hockey, soccer, netball, athletics (school) and open area in between.
- Lighting of soccer and hockey.
- Water reservoir and catchment providing good access to water.
- Large open area with space is available to develop a multi-sport facility (great opportunity).


– Services & Programs:

- Casual users - touch football.
- Junior sports at weekends - netball, Auskick, hockey, mini roos, cricket with plenty of children and families.

• Issues and Gaps

Participants were asked to identify current issues and gaps at Pedrina Park in terms of facilities and services. Responses have been summarised under common themes in the following table.

Table 69 Pedrina Park - Issues and Gaps

Facilities	Services & Programs
<p><i>Maintenance</i></p> <ul style="list-style-type: none"> • Lack of maintenance of buildings, grounds, water system, roads and parking. • Safety - state of grounds; parking; roads. • Road access in need of repair or upgrade. • Watering systems on ovals - manual sprinklers that are heavy and cumbersome. • Poor top soil on Oval 3 and soccer field. 	<p><i>Governance & Planning</i></p> <ul style="list-style-type: none"> • Short term thinking - band-aid approach and short-sighted about what is required. • Organisations not working together. • User Agreements - lack of clarity; no transparency; content; fee structure; inconsistent across sports. • Not cohesive - relations between Shire and tenants and between groups. • Sectional interests, ie, users can't agree on proposed plans in the past.
<p><i>Amenities</i></p> <ul style="list-style-type: none"> • Public toilets - lack of access; quality of facilities; old public toilet - condemned basically. • Change rooms - none for hockey or soccer. 	<p><i>Resourcing</i></p> <ul style="list-style-type: none"> • Lack of staff resources for maintenance. • Allocation of resources for ongoing maintenance, ie mowing, watering, rubbish collection.
<p><i>Surrounds & Support Infrastructure</i></p> <ul style="list-style-type: none"> • Lack of undercover areas - shelters for spectators and sports; no shade at majority of venues. • Minimal shelter; no protection from the elements. • No bench seating around the ovals or sporting fields for spectators. • Landscaping - lack of trees, plants; landscaping around parking and roads and approach to Pedrina Park; "moonscape". • Dog droppings not cleaned up. • Lack of signage. 	



2) Future Needs and Opportunities

Forum participants were asked to identify future improvements and opportunities in the Pedrina Park in terms of facilities and services. Responses have been summarised under common themes in the following table.

Table 70 Pedrina Park - Future Needs & Opportunities

Facilities	Services & Programs
<p><i>Components & Quality</i></p> <ul style="list-style-type: none"> Precinct should be developed to cater for multiple sports not only for the town but also for the district. Automatic watering systems on ovals. Lighting for football / cricket ovals. Improved irrigation. Fields to be drought proof / tolerant. Turf wick better managed - more hard wearing; couch for winter sports to play on; better covers for wickets. Better Shire involvement in upkeep, ie is mowing, watering, maintenance more often - cohesive with Parks and Gardens and Buildings to work together. Consolidation of buildings, watering systems, power. New cricket nets. More sports with another space to be developed (10 yr); re-develop old "Brian Roberts Field" for sport, ie athletics (10yr). Multi-sport club room and change room complex for hockey and soccer. Pavilion for soccer, hockey and public. 	<p><i>Participation & Users</i></p> <ul style="list-style-type: none"> Opportunities for other sports to be based at Pedrina Park. Standardised user agreements. Work with HIRL next door. Passive sports opportunities. Compare participation of recreation involvement. Opportunities to host carnivals eg Australian rules football, cricket, etc.
<p><i>Surrounds & Support Infrastructure</i></p> <ul style="list-style-type: none"> Roads sealed (2) and footpaths - no more gravel roads. Connection of walking trails. Fencing. Landscaped. 	<p><i>Governance and Resourcing</i></p> <ul style="list-style-type: none"> Allocation of resources to be addressed by fine tuning the resource allocations. Set times to be allocated to mowing and general maintenance. Community service work orders - could help with maintenance. Sponsorship opportunities if precinct is revamped.



The groups were asked to identify one priority project only with responses as follows:

- Multi-sport complex, ie new building and change rooms incorporating new public toilets (2).
- Watering and upgrade irrigation system and surfaces.

6.3.2 Lake Hamilton Masterplan Consultation Session

1) Current Situation

• Strengths with the Current Lake Hamilton Facilities, Programs and Services

Participants were asked to identify what currently works well, is good, that they like about Lake Hamilton facilities and services. Responses have been summarised as follows:

– Facilities:

- Water activities - cadets, canoe, sailing for disabled.
- Walking Track - great length; user friendly; clear vision; caters for all ages and abilities; well used.



- Playgrounds - skate park (decrease risk of boredom and obesity); new playground; beach area including Plane trees.
 - Water well used - bird life including identification signs; water sports - clubs and leisure; fishing.
 - Amenities - BBQ areas; shelters and trees; drink stations; hot showers; photo's.
 - Gym stations - activity.
 - Wildlife - koalas, possums, kangaroos, platypus and water rats.
- **Services & Programs:**
- Location.
 - Provides a resource for CFA and SES training.
 - Parkrun.
- **Issues and Gaps**

Participants were asked to identify current issues and gaps at Lake Hamilton in terms of facilities and services. Responses have been summarised under common themes below.

- **Facilities**
- Quality & Standard: not a class two rowing course - needs to be 1,000 metres; remove red buoys.
 - Rubbish bins are inadequate and old; no bins or toilets for fishing people.
 - Surrounds & Support Infrastructure
 - Uneven pathways - footpath and under pavilion verandah.
 - Poor lighting on pathways.
 - Poor security / lights, etc.
 - Signage - users ignoring signage; need for boat speed and areas.
 - Insufficient parking for events.
 - Walking track surface condition.
 - Maintenance
 - Users should not have to mow, weed and feed if someone is paid to do it.
 - Weed cutting.
 - Lake edges not maintained.
- **Services & Programs**
- No booking system to increase usage.
 - Lack of staff resources for maintenance.
 - Allocation of resources for ongoing maintenance, ie mowing, watering, rubbish collection.
 - Roaming dogs causing issues for wildlife and birds.

2) Future Needs and Opportunities

Forum participants were asked to identify future improvements and opportunities at Lake Hamilton in terms of facilities and services. Responses have been summarised under common themes in the following table.

Table 71 Lake Hamilton - Future Needs & Opportunities

Facilities	Services & Programs
<p><i>Amenities</i></p> <ul style="list-style-type: none"> • Toilets - update; maintain. • Pavilion - update; maintain; air conditioning (to hire out building); vermin control; two storey multi-user facility with gym, indoor training pool, kitchen, bar and opportunity to rent out. 	<p><i>Activity</i></p> <ul style="list-style-type: none"> • Pavilion upgrade (see amenities) could provide space for gym classes, Mums & Bubs, Planned Activity Groups, conferences, darts, craft groups, etc. • Activate spaces.



Facilities	Services & Programs
<p>Provision & Quality</p> <ul style="list-style-type: none"> • Increase lake depth. • Remove nob from Mill Road end. • Full retractable rowing and slalom courses. • Drainage - maintain drainage blanket. • Maintenance - of lake edge; lifting of blanket (weed matting); edges; paths; lights; park overall; trim turning circle. • Better facilities to fish, row, ski - work together re joint facilities. • Weed cutting - twice / year in January and late October / early November. • Floating fish pontoon at spillway (easy to fish off). • Start line for Regattas. • Change speed limits. • Access buoys to use top end of lake more often; green buoys - move from Hensley Park to correct spots. • Walking track - reseal and widen. • Adventure Playground - needs fence and safety gates. • Wasted area options (near trees, Adventure Playground): <ul style="list-style-type: none"> - Mountain bike track (Pump track, skill track, small BMX track; ½ court basketball; grants available - State funding, support from GenR8 Change. - Bird hides - near beach (west side) and near island. - Protected area for birds near lake - prohibit access near footbridge. • Flat lawn area - picnic, football, bocce, Frisbee. 	<p>Users, Governance and Resourcing</p> <ul style="list-style-type: none"> • Manager for Lake Hamilton - potentially two days a week once on top of everything. • Advisory Group to oversee management & operations. • Work for the Dole - to do maintenance around Lake. • GenR8 Change support. • Grants available - CMA, Greening Australia, SGAP, schools, Green Army. • Ranger to check dogs off lead - signs, fines, etc.  
<p>Surrounds & Support Infrastructure</p> <ul style="list-style-type: none"> • Increase signage - regarding boat days; be logical about it, needs to be easy to read (vectors, pictures and less text); located in logical positions to maximise user impact; about speed and boat areas. • Dog park - area that provides safe place (eg away from water's edge and bird habitat). • Native vegetation - replant grass and shrubs in bald areas. 	

6.4 Community / Public Forums

Key issues raised are summarised under key themes in the following sub-sections.

6.4.1 Positive Feedback about Facilities and Services

Participants were asked to identify what currently is good / works well in terms of the current facilities and services for sport, recreation and leisure in Southern Grampians Shire Council area with responses summarised as follows:

- Community contributions to the development of facilities eg walking tracks, Grange Burn.




- Provision and Quality:
 - Many good / great facilities - very lucky; Hamilton is good because of exercise equipment; Arboretum and parks are great; outdoors facilities eg Mt Sturgeon.
 - Dunkeld Swimming Pool and Dunkeld Tennis Courts are great - pool was cleaned up and painted and courts done up with lights.
 - Peaks Trail.

6.4.2 Issues and Gaps in Facilities and Services

Participants were asked to identify the issues and gaps in terms of the current facilities and services for sport, recreation and leisure in Southern Grampians Shire Council area with responses summarised under common themes in the following table.

Table 72 Issues and Gaps with Facilities and Services - Community & Public Forums

Facilities	Services
<p><i>Maintenance</i></p> <ul style="list-style-type: none"> • Fearful of developing new facilities and not being able to maintain them eg walking tracks around Carmichael St and Digby Rd were developed with a grant but now a mess and not maintained, track is not accessible. There was a lot of community contributions to its development. Who is responsible for maintenance of these walking tracks? • Rubbish capture not operational / working - no one responsible? • Walking track from Hamilton to Tarrington is overgrown. <p><i>Provision and Quality</i></p> <ul style="list-style-type: none"> • Changed Warren Reserve to free camping, however not committed to looking after natural reserve. • Impact recently of logging trucks on safe walking and cycling and accessing facilities in and around Dunkeld. • HILAC - slippery floor needs fixing. 	<p><i>Access & Participation</i></p> <ul style="list-style-type: none"> • HILAC <ul style="list-style-type: none"> - Change rooms are only access to swimming pools; if need direct access to pools must go through change - behavioural and child safety issues, splitting up families. - Disability access is currently through offices. • What is there for young people in town? (Dunkeld) <div style="text-align: center;">  </div>

6.4.3 Future Needs and Improvements with Facilities and Services

Participants were asked to identify the future needs / demand, improvements needed and ideas for the future in terms of facilities and services for sport, recreation and leisure in Southern Grampians Shire Council area with responses summarised under common themes in the following table.



Table 73 Future Needs and Opportunities with Facilities & Services - Community & Public Forums

Facilities	Services
<p><i>Provision and Quality</i></p> <ul style="list-style-type: none"> HILAC: <ul style="list-style-type: none"> Fix slippery floor. Improve swimming pool access so not through change and offices - open up doors near kiosk / café. Shade at playgrounds. Lake Hamilton - more seats. Recycled materials for park furniture. Linking paths opportunities: <ul style="list-style-type: none"> Shared path using ground beside railway tracks between Dunkeld and Glenthompson. Dunkeld to Peshurst potentially along old railway line (no rail trails in area). Dunkeld to Hamilton. 	<p><i>Activities</i></p> <ul style="list-style-type: none"> More things for young people to do in towns outside Hamilton, and/or access to Hamilton activities - transport connections during school holidays. Opportunity to start up tennis club in Dunkeld again and / or social tennis program (maybe starting soon). Like to see gun club re-start (rifle range near Dunkeld Golf Course). Marketing and promotion of opportunities - eg Dunkeld Golf Course (beautiful course). Enhance tourism eg birdwatching, recreational activities in the Grampians, accessing the natural environment - low impact activities. Art Trails between towns.
<p><i>Maintenance</i></p> <ul style="list-style-type: none"> Improved maintenance of assets eg walking paths and trails. 	<p><i>Resourcing</i></p> <ul style="list-style-type: none"> Need the funding necessary to maintain facilities to the appropriate standard / level.


6.5 Youth Café Consultations

Three youth cafés were conducted with students from Bainbridge College, Balmoral K - 12 and Hamilton (Gray Street) Primary School with participants from Prep to Year 12. Key information from the Youth Cafés is provided in the following sections.

6.5.1 Best Things about Sport, Recreation & Leisure in Southern Grampians Shire

The best things about sport, recreation and leisure in Southern Grampians Shire as identified at the Youth Cafés are summarised in the following table.

Table 74 Youth Cafés - Best Things about Sport, Recreation and Leisure


Facilities	Services
<ul style="list-style-type: none"> Good facilities - sporting grounds; HILAC (3): Dunkeld Swimming Pool; Branxholme Recreation Reserve; Melville Oval; The Gardens; Lake Hamilton; sporting facilities; community garden; walking tracks; The HUB; bike track; skate park; cinema; Pedrina Park; Art Gallery; clean pools; tennis courts; turf at Pedrina Park; HILAC - swimming, squash, table tennis; sand based synthetic hockey at Hamilton; home grounds for footy and netball; bowling club (3); Balmoral Swimming Pool (2). 	<p><i>Activities</i></p> <ul style="list-style-type: none"> Sports we get to play - hockey (3); netball (7), mountain biking; basketball (3), running (3), dance (2), cricket (4), dodge ball, Auskick, swimming (3), trampoline, snorkelling, football (4), soccer (2), interschool competitions; variety of sport; tournaments; lap club; Net Set Go; canoeing; golf club (2); shooting (2); skiing; tennis; water skiing. Recreation Activities - watch movies; board games; lake walks (exercise); fishing (2); horse riding; walking (2); Rocklands Reservoir - bush walking (2); bike rides (3); nature walks; riding motorbikes (4); hunting.
	<p><i>Participation</i></p> <ul style="list-style-type: none"> Abundance of teams and sports we get to play. Teams - everyone is welcome; teamwork. Weekend games - community involvement; social - BBQs. HILAC 24/7 (4); South West Football Netball League; Gyms 24/7.



6.5.2 What is Wrong with Sport, Recreation & Leisure in Southern Grampians Shire?

The key issues raised at the Youth Cafés are summarised in the following table.

Table 75 Youth Cafés - What is Wrong with Sport, Recreation & Leisure

Facilities	Services
<p><i>Provision</i></p> <ul style="list-style-type: none"> No mountain bike tracks. Lack of facilities: in Branhholme; soccer fields, netball courts, indoor tennis courts; no club rooms or change rooms for hockey badminton courts. HILAC - limited seating. Some towns do not have any sporting facilities. Not enough drinking facilities - bubble taps and taps to fill up drink bottles. Balmoral <ul style="list-style-type: none"> Not enough netball courts at Recreation Reserve. No local gym. No motor cross track. 	<p><i>Activities & Participation</i></p> <ul style="list-style-type: none"> No public dances. Not enough levels; everything is based on skill. Are not any activities that bring a variety of teens together. Cinema movies are old. Not enough sport and leisure activities for young people (2). Prices - gym costs; clubs and teams. No horse clubs in Balmoral. Not catching fish. Minimalist numbers for local footy. No motivation to get involved.
<p><i>Quality</i></p> <ul style="list-style-type: none"> Football goals are too small. Floods ruined Coleraine Tennis Courts. Balmoral <ul style="list-style-type: none"> Change rooms and showers for football (2) and netball; tiny. Tennis: holes in tennis nets / broken nets; cracks, weeds, stones / rough, ant nests on tennis courts, condition, uneven (4); club rooms and amenities (mice, spiders). Netball courts quality (2) - bad. Walking tracks: on side roads / towns (2); bike tracks; tracks between pool and oval in rough condition. Rubbish at reserves. Oval condition - cricket pitch and rabbit holes. HILAC. No lights in public toilets at Pedrina Park for hockey. Rocklands Reservoir <ul style="list-style-type: none"> Drop toilets / toilets (2). Too much water taken out. Lake Hamilton <ul style="list-style-type: none"> Not enough fish in the lake. No lights around lake (2), or at small playground / skate park. Playground too small. 	<p><i>Access & Quality</i></p> <ul style="list-style-type: none"> HILAC <ul style="list-style-type: none"> Canteen not open late enough on a Friday. Website - problem; not enough information and ads. Lack of knowledge and awareness about teams, games, etc. Travel. Skate park when there are “big kids”. Café smells. No deep fryer (Balmoral). Transport to and from Balmoral. <div style="text-align: right; margin-top: 20px;">  </div>
<p><i>Maintenance</i></p> <ul style="list-style-type: none"> Penshurst Tennis courts not looked after. Netball courts are cracked (2); not looked after. Playground near lake is dodgy. Road condition to get to Harrow/not maintained (3). 	<p><i>Resourcing</i></p> <ul style="list-style-type: none"> Not enough funding going towards sports. Advertisements - clubs; activities.

6.5.3 Future Improvements and Opportunities from Youth Cafés

The future improvements and opportunities (solutions to issues, making things better) as identified at the Youth Cafés are summarised in the following table.



Table 76 Youth Cafés - Making things Better with Sport, Recreation & Leisure

Facilities	Services
<p><i>Quality</i></p> <ul style="list-style-type: none"> Improved facilities, more comfort for players and spectators eg shelters, seats, toilet renovations. Balmoral <ul style="list-style-type: none"> Better walking tracks around town. Better football and netball change rooms. New café at Recreation Reserve. 	<p><i>Activities & Events</i></p> <ul style="list-style-type: none"> More activities to do for young people, teenagers, and older teens. More organised activities. Recreation - more non-sporting activities for teens - chess club; computer comp, card games, book club. More community involvement. Entertainment during games eg live music, school bands. Better advertising. More special events like 'Colour' or 'Mud' run. Music festivals. Public dances (2). Bigger and better prizes.
<p><i>Maintenance & Provision</i></p> <ul style="list-style-type: none"> Maintain Penshurst Tennis Courts; better tennis courts. More care for gardens. Take more care of sporting grounds. Balmoral <ul style="list-style-type: none"> Tennis courts - remove weeds, new concrete / surface (2); remove vermin; fix / replace nets. Fix Harrow Road for safe travel to sporting competitions and training (3); also Cavendish Dunkeld Road. Recreation Reserve - better shed; improve grass cover; improve steps to oval. Fix the Recreation Reserve. Playgrounds - update; fix existing ones; swings. Swimming pools - beach / slide / water park (7). Lake Hamilton - needs more fish; weed cleaner for lake (2); update; upgraded skate park with different one for younger children; places / tracks for riding bikes; lights around lake (3); Segway / boats (paddle) to hire (2). Equipment - more footballs (2); more monkey bars including lower ones for younger children (4); full time soccer nets; new sandpits; more seating at gardens; asthma pumps around town. New / more facilities - refer Appendix 10 for list of those identified. 	<p><i>Access & Resourcing</i></p> <ul style="list-style-type: none"> Cost - organise free activities (2); free courts. Easier access to facilities and activities. South West Football Netball League prices to be reduced. Wi-Fi: in HILAC lounge; free. Price deals - gym; HILAC; advertise deals (HILAC, 24/7 gym). Knowledge of money paid to clubs - where does it go? Swimming pools - free entry; keep both pools open (Hamilton); pool toys. More publicity in shops and restaurants to boost advertising of sports in towns. Fundraising - eg at Easter Market. More sponsorships. <p><i>Provision</i></p> <ul style="list-style-type: none"> New competitions / clubs / teams / programs - indoor netball; hot air ballooning club; bike club; park colour run; baseball; athletics; come 'n try days; younger cricket teams; kids Commonwealth Games; dodgeball; Twisted Science - Active; Primary Interschool Competition; roster for playground use - junior and senior; longer Auskick sessions; ice skating; snowboarding; mini Olympics for kids; Tango lessons; squash club.

The participants at the Youth Cafés were able to vote for the top three improvements / opportunities with the results being:

- Trampoline Park.
- Fix Balmoral Recreation Reserve Clubrooms and Kitchen.
- More activities for teenagers, including for older teenagers.
- Motor bike track.
- Music Festival (outside project scope - Arts).

6.6 Interviews with Selected Neighbouring LGAs

Telephone interviews were conducted with selected neighbouring municipalities as follows:

- Ararat Rural City Council
- Horsham Rural City Council



- Glenelg Shire Council
- Moyne Shire Council
- Northern Grampians Shire Council
- Warrnambool City Council.

Key points to note from the interviews are provided in the following sections:

6.6.1 Ararat Rural City Council

- **Current and Future Issues**
 - Ageing infrastructure and keeping up with maintenance requirements.
 - Sustainability:
 - Considering shade improvements - better long term natural shade as long as not impacting on infrastructure eg invasion of tree roots; leaves /branches
 - Irrigation - manual and reliance on volunteers in drought has been challenging.
 - Gun clubs - when no longer operational, issue with lead shot removal to make area safe for other use/s.
 - Asset Management.
 - Soccer demand (already have MiniRoos) - will be accommodated at Gordon Street Ovals.
- **Existing Regional Facilities:**
 - Alexandra Oval.
 - Ararat Hills Mountain Bike.
- **Future Partnership and Development Opportunities**
 - Shared Services
 - Modular change rooms that could be shared between LGAs, move from one facility to another as needed when change rooms being re-developed, etc. Procurement opportunities for servicing (eg product purchase).
 - Initial discussions around potential that support local clubs / Committees of Management with procurement of products and / or services (eg equipment and sub-contractor annual maintenance tasks such as aeration). Investigate whether cost benefits / savings. If viable could potentially be several LGAs working together.
 - Joint tendering by LGAs to improve outcomes eg could be for concurrent construction projects.
 - Consideration of re-purposing facilities when clubs no longer operating or merge.
- **Future Facility Developments**
 - Ararat Hills Mountain Bike - additional trail/s.
 - Mininera Recreation Reserve Oval - automatic irrigation.
 - Ararat Fitness Centre - community consultation to scope future priorities and needs; pool change, entrance and stadium temperature were some of issues.
 - Recreational Water - some funding for pipelines which should help.
 - Pavilion improvements / upgrades:
 - Willaura Recreation Reserve - oval change rooms; finalising scope - will also consider some kitchen improvements with improved usage by community as social venue. Considering relocation of netball (only one court currently) to multi-use with tennis.
 - Gordon Street Pavilion - change rooms / amenity improvements.

6.6.2 Horsham Rural City Council

- **Current and Future Issues**
 - Ageing infrastructure
 - Ageing population
 - Behind the times with things such as accessible toilets, Female Friendly facilities and family change rooms



- Lack of resources, no one specifically dedicated to strategically work through sport and recreation, they will be going out to tender end of year for a strategic plan.

- **Future Partnership and Development Opportunities**

- Working groups regionally
- Increased collaboration as all Councils dealing with similar issues
- Shared Services model across shires (both aquatic and indoor/outdoor highball stadiums and courts)
- Commonwealth games opportunities
- Intergenerational areas
- Mental Health and community connection

- **Future Facility Developments**

- Project Control Group was established for a Multi Sports Indoor Stadium, however this has been put on hold.
- Feasibility Study to upgrade City Oval - this study will look at including other sports other than a football/cricket (male dominated) centre. It will look at also including the river precincts.

6.6.3 Glenelg Shire Council

- **Current and Future Issues**

- Ageing infrastructure.
- Ageing population.
- Female friendly facilities, accessible toilets, ground maintenance and resurfacing.
- Resources.

- **Future Partnership and Development Opportunities**

- Shared Resources (If facilities were inhouse).
- Shared Procurement opportunities especially within the Leisure Facilities and grounds maintenance.
- Aquatics Review.
- Equestrian facilities
- Play space planning

- **Future Facility Developments**

- Nothing in the near future, however will be doing a Recreation and Leisure Strategy this financial year.

6.6.4 Moyne Shire Council

- **Current and Future Issues**

- Ageing infrastructure.
- Merged club facility issues such as both clubs wanting to maintain their facilities - club operates from both with shared training and matches.
- Local communities want to hold on to the facilities that they have - many have recreation reserves.
- Local communities do not see municipal boundaries.
- Small communities in close proximity to Southern Grampians Shire area all have recreation reserves and swimming pools eg Peshurst, Hawkesdale and Macarthur.
- Increased demand for improved quality of facilities and services.
- Sustainability.

- **Existing Regional Facilities:**

- Hexham Equestrian Centre.
- Darlington Speedway.
- Cricket - indoor cricket at Port Fairy and Mortlake.



- **Future Partnership and Development Opportunities**
 - Shared facilities - proximity of towns across municipal boundaries; potential to rationalise - where and how does it happen.
 - Service sharing - opportunities that might arise for shared services; joint tendering by LGAs to improve outcomes eg Moyne SC and Corangamite SC Outdoor Swimming Pools Tender.
 - Consideration of re-purposing facilities when clubs combine and / or facility rationalisation. Re-purposing facilities ensures the facility remains viable in the town.
 - Great South Coast report may place demands on LGAs for infrastructure improvements and / or new facilities.
 - Potential partnerships around paths and trails.
 - New and emerging sports facility needs.
- **Future Facility Developments**
 - Projects include updating Hawkesdale Hall (RDV Grant); Macarthur Swimming Pool - investigating infrastructure condition with a view to renew infrastructure; preparation of a landscape design for the precinct in Macarthur that includes the bowling club, pool and playground.

6.6.5 Northern Grampians Shire Council

- **Current and Future Issues**
 - Needing to keep costs down and gain efficiencies.
 - Recreational water - high demand in our region and anything that may alter it will affect other parts of the catchment eg Rocklands Reservoir has a large capacity and consideration of changes in levels or demands would impact on other lakes in region.
 - NGSC has several lakes which had water security issues in the past however now partly guaranteed (subject to allocation and seasonal needs) with annual top up at Walker's Lake (from Bellfield).
- **Existing Regional Facilities:**
 - North Park for school athletics (may not be relevant to SGSC).
- **Future Partnership and Development Opportunities**
 - Peaks Trail options to Dunkeld in future.
 - Regional Cycling Strategy - may identify opportunities and / or partnerships
 - Linkages in regards to security of recreational water for the region.
 - Service sharing - opportunities that might arise for shared services; joint tendering for aquatic and leisure centre merchandise, supplies, etc, may provide opportunities to reduce costs.
- **Future Facility Developments**
 - North Park for school and club athletics - completed track; undertaking pavilion design with construction likely to commence in December 2018.
 - Lord Nelson Park - new pavilion/s.

6.6.6 Warrnambool City Council

- **Current and Future Issues**
 - Ageing infrastructure.
 - Participation Rates - ageing population and increase in specialised major projects.
 - Participation Rates with specific sports- tennis and golf.
 - Residents travel time - increase accessibility for transport and shared facilities.
 - Management of sporting clubs infrastructure (pavilions) and ovals.
 - Impact of drought on condition of ovals.
 - Maintaining infrastructure to community standard; expectations are increasing and also the increase in female participation.
 - Cost to transport children and schools to sporting events.



- **Future Partnership and Development Opportunities**
 - Increased collaboration as all Councils dealing with similar issues.
 - Shared services model across shires (both aquatic and indoor/outdoor highball stadiums and courts).
 - Regional approaches to programs.
 - Environmental issues - ESD planning, climate change, development opportunities.
 - Trails and Tracks.
- **Future Facility Developments**
 - It was also suggested that a working group from neighbouring LGA's for regional future facility developments could be beneficial.



7. Warranties and Disclaimers

The information contained in this report is provided in good faith. While Otium Planning Group has applied their own experience to the task, they have relied upon information supplied to them by other persons and organisations.

We have not conducted an audit of the information provided by others but have accepted it in good faith. Some of the information may have been provided 'commercial in confidence' and as such these venues or sources of information are not specifically identified. Readers should be aware that the preparation of this report may have necessitated projections of the future that are inherently uncertain and that our opinion is based on the underlying representations, assumptions and projections detailed in this report.

There will be differences between projected and actual results, because events and circumstances frequently do not occur as expected and those differences may be material. We do not express an opinion as to whether actual results will approximate projected results, nor can we confirm, underwrite or guarantee the achievability of the projections as it is not possible to substantiate assumptions which are based on future events.

Accordingly, neither Otium Planning Group, nor any member or employee of Otium Planning Group, undertakes responsibility arising in any way whatsoever to any persons other than client in respect of this report, for any errors or omissions herein, arising through negligence or otherwise however caused.



Appendix 1 - Asset Management Principles

Council acknowledges the following asset management principles:

1. develop sustainable asset management plans as part of providing quality infrastructure and community facilities.
2. quality assets assist in the delivery of services that are appropriate, accessible, responsive and sustainable to the community.
3. management of assets in a systematic manner.
4. involvement and consultation with the community and key stakeholders to assist in the establishment of responsible asset management plans and ensure “whole of life” asset function consideration for present and future generations having regard to best practice.
5. recognition of good quality asset management, encouragement and promotion of economic and social development, to meet industry standards, and risk management requirements.
6. management of assets utilising a multi discipline, cross functional asset management steering committee, to ensure all stakeholders are involved.
7. embrace the need for regular maintenance and refurbishment of assets to ensure that:
 - a. asset design, construction, maintenance and refurbishment continue to meet the “standards of the day” and the service requirements
 - b. identified risks to the public and employees are addressed consistent with in the objectives of Council’s risk management policy
 - c. assets continue to function for their full asset life overall life-cycle costs are reduced
 - d. asset condition remains within agreed intervention levels as documented in departmental service plans
8. funding for all maintenance, refurbishment and replacement will seek to reflect “whole of life costs”
9. where new assets are considered, examine “whole of life” cost implications, including ongoing costs of maintenance, refurbishment and removal of that asset over its life.
10. encouragement of continuous improvement, innovation and cost effective methods of work practices and processes.
11. consideration of objectives and strategies in the Council Plan.
12. Council’s Strategic Resource Plan, Long Term Financial Plan and annual budgets will take into account Asset Management Plan recommendations and financial forecasts.
13. report on the cost to manage assets in accordance with relevant local government frameworks.
14. Council will report to the community on its service performance.
15. fund the renewal of assets before the funding of discretionary new and upgrade works.
16. maximise external funding for assets with emphasis on renewal works and local priorities.
17. develop and implement a Capital Evaluation Framework utilising an individual business case format to assist in prioritising projects for consideration within Council’s Long Term Financial plan.
18. monitor and report on Council Asset Management expenditure in terms of operational, maintenance, renewal, new and upgrade costs.

Source: Asset Management Policy (2013)



Appendix 2 - Principles and Objectives - Leisure Services Strategic Plan 2006

Leisure Services Strategic Plan
Southern Grampians Shire Council



1.7.2. Principles

The following **Principles** underpin the *Southern Grampians Leisure Services Strategic Plan*:

1. Council will aim to provide a range of accessible open space settings, and recreation and sporting facilities and services across the Southern Grampians Shire.
2. Council will have a planned approach for the delivery of leisure services to ensure sustainable outcomes.
3. Priority will be given to supporting the provision of leisure facilities and services that cater for both Shire-wide and local level needs.
4. The provision and allocation of resources for leisure facilities and services will be equitable according to age, gender, skill level, cultural background and ability.
5. Council will aim to increase the community's participation in recreational activities for the health, well-being and social benefits they provide.
6. Open space settings, and recreation and sporting facilities and services will provide safe and supportive environments for participants.
7. The provision of leisure facilities shall maximise shared usage and flexibility to meet changing community needs and aspirations.
8. A collaborative and partnership approach with community groups, all levels of government, regional agencies, and the private sector will facilitate the provision of leisure facilities and services in the Southern Grampians Shire.

The final Principle is important for the implementation of the strategy as it supports a "community development approach" to the planning and execution of proposed directions.

1.7.3. Key Objectives

The **Key Objectives** of the *Southern Grampians Leisure Services Strategic Plan* that will provide the basis to achieve and deliver the **Leisure Mission** are:

- A. Provide a range of open space settings, and recreational facilities and services within all townships.
- B. Provide well-used and relevant open space areas and leisure facilities.
- C. Provide a higher level and quality of recreation and sporting facilities for selected activities, to support a growing population.
- D. Encourage and support community involvement in sustainable club and facility management and development.
- E. Facilitate a range of recreation program developments.
- F. Provide effective management, support and resources.



Appendix 3 - SGSC Sport and Recreation Facility Inventory

Town / Location	Facility	Address	Asset Type	Sport / Activity	Description	Facility Hierarchy Level	Land Owner	Land Manager	User Groups – Sport & Recreation Clubs
Balmoral	Balmoral Bowls Club	Stirling St, Balmoral, 3407	Bowls	Bowls	Grass rink (1); clubrooms.	Local	Crown (DELWP)	DELWP COM	Balmoral Bowls Club
Balmoral	Balmoral Golf Club	Rocklands Rd, Balmoral, 3407	Golf Course	Golf	18 hole course - public; sand greens; club house.	Local	Club	Club	Balmoral Golf Club
Balmoral	Balmoral Recreation Reserve	Harrow-Balmoral Rd, Balmoral, 3407	Recreation Reserve	Australian Rules football	Oval; club rooms.	Local	Crown (DELWP)	DELWP COM	Harrow Balmoral Football Netball Club
Balmoral	Balmoral Recreation Reserve	Harrow-Balmoral Rd, Balmoral, 3407	Recreation Reserve	Cricket	Synthetic Pitch (1); clubrooms.	Local	Crown (DELWP)	DELWP COM	Balmoral Cricket Club
Balmoral	Balmoral Recreation Reserve	Harrow-Balmoral Rd, Balmoral, 3407	Recreation Reserve	Netball	Asphalt indoor court (1); multi-use; clubrooms.	Local	Crown (DELWP)	DELWP COM	Harrow Balmoral Football Netball Club Also use Harrow Recreation Reserve
Balmoral	Balmoral Recreation Reserve	Harrow-Balmoral Rd, Balmoral, 3407	Recreation Reserve	Tennis	Asphalt courts (6); clubrooms.	Local	Crown (DELWP)	DELWP COM	
Balmoral	Balmoral Swimming Pool	Glendinning St, Balmoral, 3407	Outdoor Aquatic Facility	Swimming	25m outdoor pool, toddlers pool; change rooms	Local	Crown (DELWP)	SGSC (S86)	
Balmoral	Glendinning Street Playground	Glendinning St, Balmoral, 3407	Playground	Play	Playground	Local	SGSC	SGSC	
Branxholme	Branxholme Bowls Club	Best St, Branxholme, 3302	Bowls	Bowls	Grass rink (1); clubrooms.	Local	SGSC	Club	Branxholme Bowls Club
Branxholme	Branxholme Recreation Reserve	Henty Hwy, Branxholme, 3302	Recreation Reserve	Australian Rules football	Oval; clubrooms	Local	Crown (DELWP)	DELWP COM	Branxholme-Wallacedale Football Netball Club



Town / Location	Facility	Address	Asset Type	Sport / Activity	Description	Facility Hierarchy Level	Land Owner	Land Manager	User Groups – Sport & Recreation Clubs
Branxholme	Branxholme Recreation Reserve	Henty Hwy, Branxholme, 3302	Recreation Reserve	Cricket	Synthetic Pitch (1); practice nets (1); clubrooms.	Local	Crown (DELWP)	DELWP COM	Branxholme Cricket Club
Branxholme	Branxholme Recreation Reserve	Henty Hwy, Branxholme, 3302	Recreation Reserve	Netball	Asphalt courts (2); clubrooms.	Local	Crown (DELWP)	DELWP COM	Branxholme-Wallacedale Football Netball Club
Branxholme	Branxholme Recreation Reserve	Henty Hwy, Branxholme, 3302	Playground	Play	Playground	Local	Crown (DELWP)	DELWP COM	
Byaduk	Byaduk Recreation Reserve	Hamilton-Port Fairy Rd, Byaduk, 3301	Recreation Reserve	Cricket	Ovals (1); Turf - 5 wicket table; practice nets (1); pavilion	Local	Crown (DELWP)	DELWP COM	Byaduk Cricket Club
Byaduk	Byaduk Recreation Reserve	Hamilton-Port Fairy Rd, Byaduk, 3301	Recreation Reserve	Tennis	Asphalt courts (4); clubroom	Local	Crown (DELWP)	DELWP COM	Byaduk Tennis Club
Cavendish	Cavendish Recreation Reserve	Henty Hwy, Cavendish, 3314	Recreation Reserve	Australian Rules football	Oval; clubrooms.	Local	Crown (DELWP)	DELWP COM	Cavendish Football Netball Club
Cavendish	Cavendish Recreation Reserve	Henty Hwy, Cavendish, 3314	Recreation Reserve	Netball	Synthetic courts (2); clubrooms.	Local	Crown (DELWP)	DELWP COM	Cavendish Football Netball Club
Cavendish	Cavendish Recreation Reserve	Henty Hwy, Cavendish, 3314	Playground	Play	Playground	Local	Crown (DELWP)	DELWP COM	
Cavendish	Cavendish Recreation Reserve	Henty Hwy, Cavendish, 3314	Recreation Reserve	Tennis	Asphalt courts (2) - multi-use	Local	Crown (DELWP)	DELWP COM	Cavendish & District Tennis Association
Coleraine	Coleraine Bowling Club	Turnbull St, Coleraine, 3315	Bowls	Bowls	Grass rink (2); clubrooms.	Local	SGSC	Club	Coleraine Bowling Club
Coleraine	Coleraine Golf Club	Racecourse Rd, Coleraine, 3315	Golf Course	Golf	18 hole course - public; sand greens; club house.	Local	Club	Club	Coleraine Golf Club
Coleraine	Coleraine (Silvester Oval) Recreation Reserve	Winter St, Coleraine, 3315	Recreation Reserve	Australian Rules football	Oval; clubrooms.	Local	Crown (DELWP)	SGSC (S86)	Coleraine Football Netball Club, Hamilton Junior Football League
Coleraine	Coleraine Turnbull Street Recreation Reserve	Winter St, Coleraine, 3315	Recreation Reserve	Cricket	Turf Pitch (- 4 wicket table).	Local	SGSC	SGSC (S86)	Coleraine Cricket Club, Tahara Cricket Club



Town / Location	Facility	Address	Asset Type	Sport / Activity	Description	Facility Hierarchy Level	Land Owner	Land Manager	User Groups – Sport & Recreation Clubs
Coleraine	Coleraine (Silvester Oval) Recreation Reserve	Winter St, Coleraine, 3315	Recreation Reserve	Netball	Asphalt courts (2 - multi-use)	Local	Crown (DELWP)	SGSC (S86)	Coleraine Football Netball Club
Coleraine	Coleraine (Silvester Oval) Recreation Reserve	Winter St, Coleraine, 3315	Playground	Play	Playground	Local	Crown (DELWP)	SGSC (S86)	
Coleraine	Coleraine (Silvester Oval) Recreation Reserve	Winter St, Coleraine, 3315	Recreation Reserve	Tennis	Asphalt courts (2 - multi-use)	Local	Crown (DELWP)	SGSC (S86)	
Coleraine	Coleraine Showgrounds	Glenelg Highway & Templeton Street, Coleraine, 3315	Building	Agricultural Show	Sheds; open space	Local	Crown (DELWP)	DELWP COM	Coleraine P and A Society
Coleraine	Coleraine Showgrounds	Casterton Rd, Coleraine, 3315	Equestrian	Equestrian	Oval, sheds/pavilions, meeting hall, horse jumps, mini x country	Local	Crown (DELWP)	Club	Southern Grampians Equestrian Club, Coleraine Pony Club
Coleraine	Coleraine Skate Park	Turnbull St, Coleraine, 3315	Skate Park	Skate & Scooters	Concrete - ramps, rails etc	Local	SGSC	SGSC	
Coleraine	Coleraine Swimming Pool	Pilleau St, Coleraine, 3315	Aquatic Centre	Swimming	50m outdoor pool, toddlers pool	Local	SGSC	SGSC	
Coleraine	Coleraine Tennis & Netball	Turnbull St, Coleraine, 3315	Recreation Reserve	Hockey	Synthetic for training	Local	Crown (DELWP)	SGSC (S86)	Coleraine Hockey Club
Coleraine	Coleraine Tennis & Netball	Turnbull St, Coleraine, 3315	Recreation Reserve	Netball	Asphalt courts (2)	Local	Crown (DELWP)	SGSC (S86)	
Coleraine	Coleraine Tennis & Netball	Turnbull St, Coleraine, 3315	Tennis Courts	Tennis	Asphalt courts (4 - 2 multi-use with netball)	Local	Crown (DELWP)	SGSC (S86)	Junior tennis coaching Twilight Summer Senior Tennis
Coleraine	Coleraine Visitor Information Centre	27 Pilleau St, Coleraine, 3315	Playground	Play	Playground	Local	SGSC	SGSC	
Coleraine	Mocka's Boxing Club	Coleraine, 3315	Building	Boxing	Unknown	Local	Private	Private	Mocka's Boxing Club



Town / Location	Facility	Address	Asset Type	Sport / Activity	Description	Facility Hierarchy Level	Land Owner	Land Manager	User Groups – Sport & Recreation Clubs
Dunkeld	Dunkeld Bowling Club	Willis St, Dunkeld, 3294	Bowls	Bowls	Artificial turf rink (1); clubrooms.	Local	Crown (DELWP)	Club	Dunkeld Bowling Club
Dunkeld	Dunkeld Consolidated School	Victoria Valley Rd, Dunkeld, 3294	School	Cricket	Ovals (2); Turf - 5 wicket table; pavilion	Local	DET	DET	Grampians Cricket Club
Dunkeld	Dunkeld Memorial Park	Glenelg Hwy, Dunkeld, 3294	Playground	Play	Playground	Local	Crown (DELWP)	DELWP COM	
Dunkeld	Dunkeld Racecourse	Victoria Valley Rd, Dunkeld, 3294	Equestrian	Equestrian	Pavilion, stalls, racecourse, toilets.	Local	Club	Club	Dunkeld Pony Club
Dunkeld	Dunkeld Racecourse	Victoria Valley Rd, Dunkeld, 3294	Racetrack	Horse Racing	Pavilion, stalls, racecourse, toilets.	Municipal	Club	Club	Dunkeld Racing Club
Dunkeld	Dunkeld Recreation Reserve	Skene St, Dunkeld	Recreation Reserve	Australian Rules football	Oval; clubrooms	Local	Crown (DELWP)	DELWP COM	Glenthompson-Dunkeld Football Netball Club Hamilton Junior Football League
Dunkeld	Dunkeld Recreation Reserve	Skene St, Dunkeld	Recreation Reserve	Netball	Asphalt courts (2); clubrooms.	Local	Crown (DELWP)	DELWP COM	Glenthompson-Dunkeld Football Netball Club
Dunkeld	Dunkeld Swimming Pool	Glenelg Hwy, Dunkeld, 3294	Outdoor Aquatic Facility	Swimming	25m outdoor pool, toddlers pool; changerooms.	Local	Crown (DELWP)	SGSC	
Dunkeld	Dunkeld Tennis Courts	Willis St, Dunkeld, 3294	Tennis Courts	Tennis	Asphalt courts (3); clubrooms.	Local	Crown (DELWP)	DELWP COM	
Dunkeld	Grampians Golf Club	Victoria Valley Rd, Dunkeld, 3294	Golf Course	Golf	18 hole course - public	Local	Crown (DELWP)	Club	Grampians Golf Club
Glenthompson	Glenthompson Lions Park	Memorial Road, Glenthompson, 3293	Playground	Play	Playground	Local	SGSC	SGSC	
Glenthompson	Glenthompson Recreation Reserve	Brady St, Glenthompson	Recreation Reserve	Australian Rules football	Oval; clubrooms	Local	Crown (DELWP)	DELWP COM	Glenthompson-Dunkeld Football Netball Club
Glenthompson	Glenthompson Recreation Reserve	Brady St, Glenthompson	Recreation Reserve	Netball	Asphalt courts (2) - multi-use; clubrooms	Local	Crown (DELWP)	DELWP COM	Glenthompson-Dunkeld Football Netball Club
Glenthompson	Glenthompson Recreation Reserve	Brady St, Glenthompson	Playground	Play	Playground	Local	Crown (DELWP)	DELWP COM	



Town / Location	Facility	Address	Asset Type	Sport / Activity	Description	Facility Hierarchy Level	Land Owner	Land Manager	User Groups – Sport & Recreation Clubs
Glenthompson	Glenthompson Recreation Reserve	Brady St, Glenthompson	Recreation Reserve	Tennis	Asphalt courts (2) - multi-use; clubrooms	Local	Crown (DELWP)	DELWP COM	
Glenthompson	Glenthompson Swimming Pool	cnr Cameron St & Memorial Rd, Glenthompson, 3293	Outdoor Aquatic Facility	Swimming	25m outdoor pool, toddlers pool; change rooms	Local	SGSC	SGSC	
Hamilton	Beliefit	cnr Bree Rd & Tyre St, Hamilton, 3300	Health & Fitness	Health & Fitness	Personal training; wellness and nutrition.	Local	Private	Private	
Hamilton	Botanic Gardens	Thompson St, Hamilton, 3300	Playground	Play	Playground	Local	SGSC	SGSC	
Hamilton	Bree Park	Bree Rd, Hamilton, 3300	Playground	Play	Playground	Local	SGSC	SGSC	
Hamilton	Brumley Park	Gray St, Hamilton, 3300	Playground	Play	Playground	Local	SGSC	SGSC	
Hamilton	Coleraine Road Reserve	Coleraine Rd, Hamilton, 3300	Playground	Play	Playground	Local	SGSC	SGSC	
Hamilton	EmpowerFit	214 Coleraine Rd, Hamilton, 3300	Health & Fitness	Health & Fitness	Personal training; 24/7 gym access; group fitness.	Local	Private	Private	
Hamilton	Grangeburn Bowls Club	McArthur Rd, Hamilton, 3300	Bowls	Bowls	Grass rink / synthetic (2); clubrooms	Local	Club	Club	Grangeburn Bowling Club
Hamilton	Hamilton and District Gymnastics Club	266 Mt Baimbridge Rd, Hamilton, 3300	Club House	Gymnastics	Large shed building, all gymnastics equipment	Municipal	DET	DET	Hamilton and District Gym Club
Hamilton	Hamilton Bowls Club	Kennedy St, Hamilton, 3300	Bowls	Bowls	Grass rink (3); clubrooms	Local	Club	Club	Hamilton Bowling Club
Hamilton	Hamilton Clay Target Club	Port Fairy Rd, Hamilton, 3300	Shooting	Clay target	Not known	Municipal	Club	Club	Hamilton Clay Target Club
Hamilton	Hamilton Croquet Club	Kennedy St, Hamilton, 3300	Croquet	Croquet	Grass court (1); clubrooms.	Local	Club	Club	Hamilton Croquet Club



Town / Location	Facility	Address	Asset Type	Sport / Activity	Description	Facility Hierarchy Level	Land Owner	Land Manager	User Groups – Sport & Recreation Clubs
Hamilton	Hamilton Cycling Track	King St, Hamilton, 3300	Velodrome	Cycling	Velodrome	Municipal	Crown (DELWP)	DELWP COM	Hamilton Cycling Club
Hamilton	Hamilton Fitness 24/7	57 Thompson St, Hamilton, 3300	Health & Fitness	Health & Fitness	Cardio and weights	Local	Private	Private	
Hamilton	Hamilton Golf Club	170 Rippon Rd, Hamilton, 3300	Golf Course	Golf	18 hole course - public; clubrooms; function area.	Local	Club	Club	Hamilton Golf Club
Hamilton	Hamilton Indoor Leisure & Aquatic Centre	Shakespeare St, Hamilton, 3300	Multi Sport Centre	Basketball	Courts (4) inc one with grand stand	Municipal	Crown (DELWP)	SGSC	Hamilton Amateur Basketball Association Hamilton Junior Basketball Association
Hamilton	Hamilton Indoor Leisure & Aquatic Centre	Shakespeare St, Hamilton, 3300	Aquatic & Leisure Centre	Health & Fitness	Gym; group fitness.	Local	Crown (DELWP)	SGSC	
Hamilton	Hamilton Indoor Leisure & Aquatic Centre	Shakespeare St, Hamilton, 3300	Aquatic & Leisure Centre	Squash/ Racquetball	Courts (4); one glass backed.	Municipal	Crown (DELWP)	SGSC	Hamilton Squash Club Incorporated
Hamilton	Hamilton Indoor Leisure & Aquatic Centre	Shakespeare St, Hamilton, 3300	Aquatic & Leisure Centre	Swimming	25m indoor pool, toddlers pool.	Municipal	Crown (DELWP)	SGSC	Hamilton Olympic Swimming Club
Hamilton	Hamilton Indoor Leisure & Aquatic Centre	Shakespeare St, Hamilton, 3300	Aquatic & Leisure Centre	Table Tennis	8 bay hall.	Municipal	Crown (DELWP)	SGSC	Hamilton Table Tennis Association
Hamilton	Hamilton Olympic Swimming Pool	Byron St, Hamilton, 3300	Aquatic Centre	Swimming	50m outdoor pool, toddlers pool; changerooms	Local	Crown (DELWP)	SGSC	Hamilton Olympic Swimming Club
Hamilton	Hamilton Pistol Club	Nigretta Rd, Hamilton, 3300	Shooting	Shooting	Shooting range, clubhouse	Municipal	Club	Club	Hamilton Pistol Club
Hamilton	Hamilton Recreation Reserve	King St, Hamilton, 3300	Recreation Reserve	Australian Rules football	Oval	Local	Crown (DELWP)	DELWP COM	
Hamilton	Hamilton Recreation Reserve	King St, Hamilton, 3300	Recreation Reserve	Cricket	Synthetic pitch x 1	Local	Crown (DELWP)	DELWP COM	
Hamilton	Hamilton Showgrounds	Shakespeare St, Hamilton, 3300	Building	Agricultural Show	Sheds; open space	Municipal	Crown (DELWP)	SGSC	Hamilton Pastoral & Agricultural Society



Town / Location	Facility	Address	Asset Type	Sport / Activity	Description	Facility Hierarchy Level	Land Owner	Land Manager	User Groups – Sport & Recreation Clubs
Hamilton	Hamilton Showgrounds	Shakespeare St, Hamilton, 3300	Open Space	Administration	Exhibition arena	Local	Crown (DELWP)	SGSC	Hamilton Kennel Club
Hamilton	Hamilton Showgrounds	Shakespeare St, Hamilton, 3300	Building	Dog Show	Office	Local	Crown (DELWP)	SGSC	Western District Umpires Association
Hamilton	Hamilton Showgrounds, Sheep Pavilion	Shakespeare St, Hamilton, 3300	Building	Archery	Indoor targets	Municipal	Crown (DELWP)	SGSC	Greater Hamilton Archery Club
Hamilton	Hamilton Tennis Club	257 Rippon Rd, Hamilton, 3300	Tennis Courts	Tennis	Artificial Turf courts (6); Grass courts (8)	Municipal	SGSC	Club	Hamilton Lawn Tennis Club
Hamilton	Hughan Park	Hughan Rd, Hamilton, 3300	Playground	Play	Playground	Local	Crown (DELWP)	SGSC	
Hamilton	Kennedy Oval	Palmer St, Hamilton, 3300	Recreation Reserve	Cricket	Ovals (2); Turf Pitch (4 wickets); Synthetic Pitch (1); Practice nets (2); clubrooms.	Local	Crown (DELWP)	DELWP COM	Hamilton Cricket Club
Hamilton	Kokoda Avenue	Kokoda Ave, Hamilton	Playground	Play	Playground	Local	SGSC	SGSC	
Hamilton	Lake Hamilton	Mill Road, Hamilton	Lake	Angling	Lake, change & amenities boat ramp.	Local	SGSC	SGSC	Hamilton Anglers Club
Hamilton	Lake Hamilton	Mill Road, Hamilton	Lake	Powered Vessels	Lake, change & amenities; boat ramp.	Local	SGSC	SGSC	
Hamilton	Lake Hamilton	Mill Road, Hamilton	Lake	Rowing	Lake, change & amenities; boat ramp.	Regional	SGSC	SGSC	Hamilton Rowing Club
Hamilton	Lake Hamilton	Mill Road, Hamilton	Lake	Water skiing	Lake, change & amenities; boat ramp.	Local	SGSC	SGSC	Hamilton Aquatic Club Club also uses Lake Linlithgow & Lake Bullrush
Hamilton	Lake Hamilton	Mill Road, Hamilton	Lake	Water sports	Lake, change & amenities; boat ramp.	Local	SGSC	SGSC	



Town / Location	Facility	Address	Asset Type	Sport / Activity	Description	Facility Hierarchy Level	Land Owner	Land Manager	User Groups – Sport & Recreation Clubs
Hamilton	Lake Hamilton Beach	Mill Road, Hamilton	Playground	Play	Playground	Local	SGSC	SGSC	
Hamilton	Lake Hamilton	Mill Road, Hamilton	Open Space	Recreation	Walking Track; cycling and running.	Local	SGSC	SGSC	Hamilton Running Group
Hamilton	Lake Hamilton Lakes Edge Adventure Playground	Rippon Rd, Hamilton, 3300	Playground	Play	Playground	Municipal	SGSC	SGSC	
Hamilton	Lake Hamilton - Skate Park	Riley St Hamilton	Playground	Play	Playground	Local	SGSC	SGSC	
Hamilton	Lake Hamilton - Skate Park	Riley St Hamilton	Skate Park	Skate & Scooters	Ramps, rails, bowls, concrete	Local	SGSC	SGSC	
Hamilton	Melville Oval	Market Place, Hamilton, 3300	Recreation Reserve	Australian Rules football	Oval; clubrooms; grandstand.	Regional	Crown (DELWP)	SGSC	Hamilton Kangaroos Football Netball Club, Hamilton Junior Football League
Hamilton	Melville Oval	Market Place, Hamilton, 3300	Recreation Reserve	Cricket	Turf Pitch (4 wicket table); clubrooms; grandstand.	Regional	Crown (DELWP)	SGSC	Hamilton & District Cricket Association
Hamilton	Melville Oval	Market Place, Hamilton, 3300	Recreation Reserve	Netball	Asphalt courts (2); amenities with storage.	Local	Crown (DELWP)	SGSC	Hamilton Kangaroos Football Netball Club
Hamilton	Melville Oval	Market Place, Hamilton, 3301	Playground	Play	Playground	Local	Crown (DELWP)	SGSC	
Hamilton	Mitchell Park	Mt Napier Rd, Hamilton, 3300	Recreation Reserve	Athletics	Grass Running Track; clubrooms.	Local	Crown (DELWP)	SGSC	Hamilton Little Athletics Centre
Hamilton	Mitchell Park	Mt Napier Rd, Hamilton, 3300	Recreation Reserve	Cricket	Oval; Synthetic Pitch (1); Practice nets (3); clubrooms.	Local	Crown (DELWP)	SGSC	St Mary's Cricket Club
Hamilton	Mitchell Park	Mt Napier Rd, Hamilton, 3300	Playground	Play	Playground	Local	Crown (DELWP)	SGSC	



Town / Location	Facility	Address	Asset Type	Sport / Activity	Description	Facility Hierarchy Level	Land Owner	Land Manager	User Groups – Sport & Recreation Clubs
Hamilton	Mocka's Boxing Club	35 Hammond St, Hamilton, 3300	Health & Fitness	Boxing	Boxing rings (2), boxing practice equipment & fitness equipment.	Municipal	Private	Private	Mocka's Boxing Club
Hamilton	Monivae College	133 Ballarat Rd, Hamilton 3300	School	Cricket	Oval (1); turf 4 wicket table; practice nets (2); changerooms.	Local	Private	Private	Cricket Victoria - Regional Cricket Hub
Hamilton	Monivae College	133 Ballarat Rd, Hamilton 3300	School	Basketball	Indoor stadium	Local	Private	Private	Hamilton Amateur Basketball Association Hamilton Junior Basketball Association
Hamilton	Parklands Golf Course	North Boundary Rd, Hamilton, 3300	Golf Course	Golf	18 hole course - public; sand greens; club house.	Local	Crown (DELWP)	Club	Parklands Golf Club
Hamilton	Patterson Park	King St, Hamilton, 3300	Hall	Bowls - Indoor	Hall; amenities	Local	Crown (DELWP)	SGSC	Patterson Park Indoor Bowls
Hamilton	Patterson Park	King St, Hamilton, 3300	Hall	Dance	Hall; amenities	Local	Crown (DELWP)	SGSC	Hamilton Rock 'n Roll
Hamilton	Patterson Park	King St, Hamilton, 3301	Hall	Karate	Hall; amenities	Local	Crown (DELWP)	SGSC	Hamilton Shotokan Karate
Hamilton	Patterson Park	King St, Hamilton, 3300	Playground	Play	Ninja Fitness Playground	Local	Crown (DELWP)	SGSC	
Hamilton	Patterson Park	King St, Hamilton, 3300	Tennis Courts	Tennis	Asphalt courts (3)	Local	Crown (DELWP)	SGSC	
Hamilton	Pedrina Park	North Boundary Rd, Hamilton, 3300	Recreation Reserve	Australian Rules football	Ovals (2); clubrooms	Local	Crown (DELWP)	SGSC	Hamilton Kangaroos Junior Football League Hamilton Auskick



Town / Location	Facility	Address	Asset Type	Sport / Activity	Description	Facility Hierarchy Level	Land Owner	Land Manager	User Groups – Sport & Recreation Clubs
Hamilton	Pedrina Park	North Boundary Rd, Hamilton, 3300	Recreation Reserve	Cricket	Ovals (3) Turf Pitch (1 - 4 wicket table); synthetic (2); Practice Nets (1); clubrooms.	Local	Crown (DELWP)	SGSC	St Andrews Cricket Club
Hamilton	Pedrina Park	North Boundary Rd, Hamilton, 3300	Recreation Reserve	Hockey	Artificial Turf pitch (1)	Regional	Crown (DELWP)	SGSC	Glenelg Regional Hockey Association, Hamilton College Hockey Club, Hockey Monivae, Coleraine Hockey Club, Demons Hockey Club, Dunkeld Hockey Club, Bulls Hockey Club
Hamilton	Pedrina Park	North Boundary Rd, Hamilton, 3300	Recreation Reserve	Netball	Asphalt courts (9); clubrooms	Municipal	Crown (DELWP)	SGSC	Hamilton Netball Association
Hamilton	Pedrina Park	North Boundary Rd, Hamilton, 3300	Recreation Reserve	Soccer	Grass pitch (1)	Municipal	Crown (DELWP)	SGSC	Hamilton Soccer Club
Hamilton	Quigley Reserve	13-17 Quigley St, Hamilton, 3300	Playground	Play	Playground	Local	SGSC	SGSC	
Hamilton	Rasmussen Reserve	Rasmussen Ave, Hamilton, 3300	Playground	Play	Playground	Local	SGSC	SGSC	
Hamilton	The Hamilton and Alexandra College	1 Chaucer St, Hamilton, 3300	School	Basketball	Indoor stadium	Local	Private	Private	Hamilton Amateur Basketball Association Hamilton Junior Basketball Association
Hamilton	The Hamilton and Alexandra College	Shakespeare St, Hamilton, 3300	Oval	Cricket	Oval (1); turf 4 wicket table; practice nets (3); changerooms.	Local	Private	Private	College Cricket Club
Hamilton	The Hamilton and Alexandra College	1 Chaucer St, Hamilton, 3300	School	Hockey	All weather multi-purpose sports field	Local	Private	Private	Glenelg Regional Hockey Association
Hamilton	White Avenue Reserve	White Ave, Hamilton, 3300	Playground	Play	Playground	Local	SGSC	SGSC	



Town / Location	Facility	Address	Asset Type	Sport / Activity	Description	Facility Hierarchy Level	Land Owner	Land Manager	User Groups – Sport & Recreation Clubs
Konongwootong	Konongwootong Reservoir	Reservoir Rd, Konongwootong, 3315	Lake	Angling	Reservoir	Local	Crown (Wannon Water)	Wannon Water	
Konongwootong	Konongwootong Reservoir	Reservoir Rd, Konongwootong, 3315	Lake	Recreation	Reservoir; suitable for walking, passive recreation, electric power boats, canoes & kayaks allowed.	Local	Crown (Wannon Water)	Wannon Water	
Konongwootong	Konongwootong Tennis & Community Reserve	Edenhope-Coleraine Rd, Konongwootong, 3315	Tennis Courts	Tennis	Asphalt courts (2)	Local	Private	Konongwootong Tennis & Community Reserve Inc. (Owner)	
Mirranatwa	Mirranatwa Tennis Courts	Mirranatwa-School Rd, Mirranatwa, 3294	Tennis Courts	Tennis	Asphalt courts (3)	Local	Crown (DELWP)	DELWP COM	
Mooralla	Mooralla Golf Course	Henty Hwy, Mooralla, 3314	Golf Course	Golf	9 hole course - public; clubhouse	Local	Crown (DELWP)	Club	Mooralla Golf Club
Mooralla	Mooralla Tennis Courts	Henty Hwy, Mooralla, 3314	Tennis Courts	Tennis	Asphalt courts (3)	Local	Crown (DELWP)	Golf Club	
Penshurst	Penshurst Bowls Club	Cox St, Penshurst, 3289	Bowls	Bowls	Grass rink (1); clubrooms.	Local	Crown (DELWP)	SGSC	Penshurst Bowls Club
Penshurst	Penshurst Racecourse Reserve	Caramut Rd, Penshurst, 3289	Racetrack	Horse Racing	Racecourse; grandstand; amenities;	Local	Crown (DELWP)	Club	Penshurst & District Racing Club
Penshurst	Penshurst Racecourse Reserve	Caramut Rd, Penshurst, 3289	Equestrian	Equestrian	Show jumping arena; cross country; clubroom.	Local	Crown (DELWP)	Club	Penshurst Pony Club



Town / Location	Facility	Address	Asset Type	Sport / Activity	Description	Facility Hierarchy Level	Land Owner	Land Manager	User Groups – Sport & Recreation Clubs
Penshurst	Penshurst Recreation Reserve	Hamilton Hwy, Penshurst, 3289	Recreation Reserve	Australian Rules football	Oval	Local	Crown (DELWP)	DELWP COM	Penshurst Football Netball Club
Penshurst	Penshurst Recreation Reserve	Hamilton Hwy, Penshurst, 3289	Recreation Reserve	Netball	Asphalt courts (2) - multi-use; clubrooms	Local	Crown (DELWP)	DELWP COM	Penshurst Football Netball Club
Penshurst	Penshurst Recreation Reserve	Hamilton Hwy, Penshurst, 3289	Recreation Reserve	Tennis	Asphalt courts (2) - multi-use; clubrooms	Local	Crown (DELWP)	DELWP COM	
Penshurst	Penshurst Swimming Pool	Cox St, Penshurst, 3289	Aquatic Centre	Swimming	25m outdoor pool, toddlers pool; change rooms.	Local	Crown (DELWP)	SGSC	
Pigeon Ponds	Pigeon Ponds Recreation Reserve	Edenhope-Coleraine Rd, Pigeon Ponds, 3407	Recreation Reserve	Cricket	Synthetic Pitch (1); Practice nets (2); clubrooms.	Local	Crown (DELWP)	DELWP COM	Pigeon Ponds Cricket Club
Pigeon Ponds	Pigeon Ponds Recreation Reserve	Edenhope-Coleraine Rd, Pigeon Ponds, 3407	Recreation Reserve	Tennis	Asphalt courts (3)	Local	Crown (DELWP)	DELWP COM	Pigeon Ponds Tennis Club
Rocklands	Rocklands Reservoir	Rocklands Rd, Glenisla 3314	Lake	Water skiing	Reservoir, camping, amenities; boat ramps	Municipal	Crown (GWMWater)	GWMWater	Hamilton Aquatic Club
Rocklands	Rocklands Reservoir	Rocklands Rd, Glenisla 3314	Lake	Recreation	Reservoir, camping, amenities; boat ramps	Municipal	Crown (GWMWater)	GWMWater	
Tarrington	Tarrington Recreation Reserve	Oval Ave, Tarrington, 3301	Recreation Reserve	Cricket	Turf Pitch (1 - 4 wicket table); Practice nets (2); clubrooms.	Local	Crown (DELWP)	DELWP COM	Southern Grampians Cricket Club
Yulecart	Yulecart Recreation Reserve	Digby Rd, Yulecart, 3300	Recreation Reserve	Equestrian		Local	Crown (DELWP)	DELWP COM	Hamilton Pony Club



Appendix 4 - Public Survey Additional Comments

	Responses
1	Just keep up the good work.
2	I am into mountain bike riding we need tracks & designated places to ride. ie. Skill track, pump track.
3	Mountain bike track
4	<p>As I am an older citizen of Hamilton, I do not participate in any sort of exercise programs at HILAC, although I have used the pool quite a few times.</p> <p>Hilac is a great facility for our community but as you are aware, and hence this survey it does require some updating and improvements at times.</p> <p>One of my concerns is the seating at the basketball courts, or perhaps should say "lack of seating".</p> <p>I follow my family basketballers, junior and senior and attend the stadium 4 day/nights a week along with many other parents and grandparents, and often have to sit for the whole match, maybe even two or three matches on the one night.</p> <p>The seating there is now uncomfortable and not really suitable for elderly, especially the stools that are low to the ground, and the wooden tiered ones that have to be climbed up on, and do not have back supports.</p> <p>At finals time in particular, only a few spectators are bale to be seated around the Crt 2, 3 & 4 area, the remaining have to stand.</p> <p>When a junior tournament is run, teams come from all over Victoria and some from interstate. These tournaments are great for the town financially and bring many people of all ages to our stadium, but the seating is insufficient.</p> <p>Court 1 is the only court which is able to seat plenty of people, but once again uncomfortable sitting on concrete and no back support. This court did have the seats at one time which were quite comfortable, not sure what happened to them?</p> <p>Could you please look into the installation of suitable new seating at all courts, and enable more spectators to be seated so they will continue to support basketball in Hamilton, I am pretty sure the Hamilton Basketball Association would have the largest sporting membership register in this community.</p> <p>Let us keep our wonderful facility right up there with other centres in Victoria and interstate.</p> <p>I appreciate having this opportunity to express my views re-improving this facility.</p>
5	Recreation reserves need more support - these are often the heart of smaller communities
6	Rec. reserves are the central community space for smaller townships
7	Pedrina Park is an amazing asset to the Shire and could be developed even further to what has been done. Keep up the good work with it.
8	We need a new exciting outdoor activity area - Mt bike riding is very popular we have plenty of space/s available & suited ie. Lake near skate park or need/in trees near adventure play ground or Victoria Park, Patterson Park, Kind St/Ansett St Park, Middleton Reserve
9	Only one shower has decent water pressure
10	We are extremely fortunate to have access to most sporting opportunities in the shire. We just need toilets, change rooms and shelter at pedrina park hockey pitch to provide basic facilities and safety to young children
11	Positive improvements made to current facilities especially for families and children (younger and older) I feel shall enable more families to stay in the area and actively contribute to our community. Having a more universally accessible community assists with not just our ageing population, it assists with those with disabilities and ease of pram use as well all creating a more inclusive environment for all of our community.
12	I am a mother of 3 active children who are very sporty. Gymnastics is lacking as are facilities and areas for youth to play.
13	I think we are pretty lucky to have the recreation facilities we do have in Hamilton/SGSC and they seem underestimated at times. The rail trail needs to be developed to start in Hamilton and promoted as I'm sure lots of people would use it for cycling and walking if easily accessible



Responses	
14	I enjoy the programs that HILAC offers. It is a great facility
15	There are disability groups/activities but inclusion in typical groups is always problematic and have to be battled for
16	I have a pre-school aged child so I now most often use parks/playgrounds and walking tracks with her. Better lightling around lake Hamilton would make me feel safer as the daylight hours decrease and dusk approaches when walking during after work hrs - Pre 6pm.
17	1. Please, please, please seal the lake walking/running track! So many people will love you for it! 2. Lighting at night. We have a young family so walking/running at night is the only time we have. We drive into the cbd for better lighting/safety, but sometimes the lighting is out completely or flickering.
18	Need something before more people die with a meaningless life that cannot afford to move. It's here or homeless. Please help our community, come to my Mowerthon 5th 6th October.
19	Lake Hamilton needs weed removal/flushing out. Lake Hamilton walking tracks are in reasonable condition, need a little more maintenance to fill cracks - ankle hazard. Good improvements in recent years
20	I am disappointed that the flood recovery still has not finished repairing the cricket nets in coleraine and that we missed a complete season here.
21	Coleraine walking track and tennis courts are still in neef of a lot of work after the flood
22	Listen to your Sporting Grounds Committees. All sporting groups and community reps are listened to at these meetings. Stop ignoring requests and suggestions and start taking action. Can't believe what some flood money is spent on. It isn't even flood damage!
23	Supporter of football
24	Bring Melville oval facilities up to standard!
25	We need indoor spaces where youth can safely meet in rainy/cold weather for recreational/social use ie like bowling, skating, rock climbing etc that also has a welcoming cafe environment too, as very limited in winter.
26	Hilac has made some great improvements but it is time to help support girls accessing sport and equality by ensuring that any sporting facility that has a men's facility also has a girls/womens facility. I know there is a grant available for this but the Shire should be contacting the local clubs to support and encourage them to do this asap or should be funding these themselves. Thanks
27	Provide less facilities, but of a higher quality. Not support facilities that are sole use or are provided by commercial or incorporated associations. Eg don't need 2 golf clubs in Hamilton
28	I also like going to the Hamilton Skatepark and Lakes Edge playground.
29	I follow Hamilton Kangaroos and would love to see an upgrade of the facilities at Melville Oval. It would be financially beneficial to Hamilton for there to be an update.
30	I think a splash park somewhere in the shire would be a great attraction and great for the kids
31	Park near hospital is very pleasant but could be utilized more if maybe playground improved for families and a adult playground to help older people too and give child carers a chance to exercise also.
32	Better management of trucks. Their unrestricted movement and speed spoils the area. I cannot understand why there are no curfews on them. Ruins cycling, walking, and general amenity.
33	There is an amazing flying fox where we used to live in Clifton springs. Which is great for the bigger kids and it is next to a playground for the little kids and they are both next to the skate park, so something for everyone
34	More facilities to engage youth in smaller towns. Exercise programs ran in small communities
35	It would be great to have improved sporting fields with playgrounds- not just lake Hamilton. As well as a dog park.
36	Upgrade boat ramp, Fish scaling structure with lighting, track around circumference of Freshwater Lake incorprating 'exercise stations'. Public conveniences, upgrade fire places
37	Please seal the running/walking track around lake Hamilton
38	This is a very Hamilton focused survey.
39	Recreation reserves are quite often the heart of the smaller communities. Not only do these facilities get used for sport, many community groups hold events and activities at these locations.
40	Please continue to improve the outdoor pools. Outdoor pools are essential to communities large and small
41	It would be great to have lights at Lake Hamilton for my morning jog
42	Hilac facilities are not equally cared for, some are maintained better then others. Having night managers back on duty is great. Prices for hilac facilities seem baseless, some seemingly cheaper to run facility have a higher price tag than a



Responses	
	<p>more expensive facility. would be good to get some logic in that.</p> <p>Lake Hamilton is an unexpectedly (for me) well used facility and could get far more usage if better attended with better recreational water activities (clean water nice beach, organised activities etc)</p>
43	I think the Ansett Pavilion should be able to service the Hockey Centre as well without any thought of putting another building up at Pedrina Park.
44	For a rapidly ageing and declining demographic there is an abundant amount of facilities available , with a lot of them needing to be rationalised to be able to provide new and modern up to date facilities that would encourage greater participation .
45	We are very lucky with sport in our town, our junior sports are the future. Anything to get people active is a good thing.
46	Please could you provide an in closed area for a dog park
47	I would really like to see a box type bike track, which is accessible for children and adults. There's nothing like that in the area and the roads are not safe or sppropriate places for children to ride.
48	<p>More shade and tables at Lake playground.</p> <p>Upgrade playground near rowing sheds.</p>
49	Dunkeld brings greater tourism to the shire than Hamilton, yet minimal improvements are conducted outside of Hamilton. A natural playground and greater facilities for families in the area would be beneficial
50	Sport in Hamilton is fantastic but Pedrina park in particular needs to be brought into the 21st century. It looks shabby and not maintained well enough.
51	<p>Other suggestions:</p> <p>More cycling tracks/bike lanes</p> <p>An off lead dog park</p> <p>An indoor play space for kids for winter</p> <p>An indoor public changing room for babies/kids in the CBD somewhere with a comfortable room for breastfeeding/rest.</p> <p>A mountain bike cycling track</p> <p>A cycling group</p>
52	Fire escape concern at Hamilton Senior Citizens - if there is a fire at the front of the building escape to rear carpark not suitable as it would trap people in as there are no alternate exits through boundary fences.
53	I feel the lake could be a huge asset to the town of Hamilton, more family friendly areas, bbq areas and trees and garden would see people travel to interact in it.
54	I believe there needs to be more family friendly facilities around Hamilton, Lake Hamilton is nice but honestly it is disgusting, most of the facilities are out old and dated and the ones that aren't don't get enough maintenance, there is always rubbish and cigarette butts laying around, it isn't just the lake most of Hamilton is like this, the town needs a lot more constant attention, facilities like toilets need updating and maintaining more often, the new toilet facilities at the hub are nice but too far from car parks, the toilets at iga, across the road from Canadian rooster and at the skate park are disgusting, as for recreational activities there needs to be more for youths, not sporting activities we need something like a bowling alley things like that, or indoor go karting, my family is always going to Warrnambool and spending the weekend, I hear more about what's happening in Warrnambool than Hamilton, events that are happening in Hamilton.
55	Lake Hamilton has a lot of underutilized space. It would be awesome to have parks and BBQ facilities similar to lake pertobe in Warrnambool.
56	A mountain bike track, would be great, there a lot of people that ride mountain bikes, the rail trails are also good for mountain bike riding, great scenery.
57	I believe that the shire should support and assist the huge tennis following we have in Balmoral area and greatly improve our court surfaces. This improvement assists not only in increasing healthy bodies but the benefits to mental health for women men and children are immeasurable
58	<p>The charges for swimming seem high - almost \$5 for a child to have a recreational swim. I stopped swimming lessons because it was too expensive (3 kids x 4 terms) on a single income. And after a couple of years the lessons just got a bit same same but it was the money that was the deciding factor. Could there be a family discount?</p> <p>It is important and valuable for my children to participate in sports.</p> <p>At HILAC my children have all had lessons in Taekwondo, Swimming, Basketball and all Bball clinics possible.</p>



Responses	
	<p>We have also participated in Milo Cricket (Dunkeld), Auskick (Penshurst), Jnr footy for Monivae/St Marys, Hotshot lessons at Hamilton Lawn Tennis Club and 2x children still continue, had a go at Little Aths and Soccer but didn't continue with either.</p> <p>I like to support groups and businesses within my community but you can add it up, it does become expensive. There are other families who spend a lot more than me.</p>
59	Too much attention is given to the lake
60	<p>Cost of sport particularly basketball has increased. Do not need three umpires umpiring a game of basketball. waste of funding.</p> <p>Reduce politics in sport</p> <p>Fix walking tracks, particularly in Coleraine. No signs on broken tracks, trees over tracks etc. Walking tracks have not been fixed since floods in oct 2016.</p>
61	I think that you will never please everyone. Good luck, I am a Hamilton Kangaroos Netball player and we just want our courts to be great.
62	The running tracks need more attention that are very dangerous in parts
63	I often take my grandchildren to the lake playground and find it frustrating that limited seating around the playground as most in full sun while supervising the children. Also, the beach area once lovely is now a reedy mud heap. In this day and age of sun smart the equipment should be covered for better use all year round. Also was disappointed at the long grass and lack of shade at the outdoor pool. We ended up sick with the poor water quality. I had enjoyed many hours at this pool with my children and was shocked at the poor state of the grounds and the pool. We have since used the Mcauther pool instead so you could take a look at that for an example
64	I would love to see some sort of recreational sports area set up, such as 10 pin bowling, an inflatable world or a trampoline place, even an indoor rock climbing place. So many possibilities, Hamilton just needs more recreational activities for families.
65	<p>Could you consider permanent seating at Pedrina Park for footy/cricket.</p> <p>Junior footy - could you open the padlocked gate so cars can park all the way round Oval 2 please.</p> <p>Could you add more toilets at Pedrina Park for females, with appropriate sanitary disposal units.</p> <p>Maintenance for parking in winter at Pedrina, big potholes and very muddy.</p> <p>Could you think about better lighting at Melville oval for toilets round back of sheds. Kids footy there now on Friday nights and its very intimidating for younger kids to head around into the dark.</p> <p>Clearer parking plan at Melville, Chicken Inn side too narrow for 4WD to park without nearly hanging off the edge.</p> <p>What about some picnic tables under the trees at Alexandra Parade near Uniting Church but in the shade. Someone needs to assess the lack of parking for vehicles towing boats, camper trailers and caravans. Perhaps same Alexandra Pde area could be opened up for parking but not near the Bersheeba Memorial.</p> <p>Please have enough lifeguards this summer.</p> <p>Please fix the Coleraine netball courts.</p> <p>Thanks for all the things you do already that make this town very liveable, lets make it better by striving a bit harder to do better.</p>
66	Lots of facilities most underutilized
67	It would be awesome if there was a rock climbing wall and something similar to inflatable world for children at HILAC. I think children's dance classes in the area take things way too seriously - it would be fantastic to have children's dance classes that are purely for the fun of it, while they learn some dance moves and where the children can just come when they like and just pay on the day instead of being committed to every class for a term and having to pay a fortune for it.
68	Sport is a vital social connection for me and so many people who live alone. Physical health is important, but mental health maybe more so. We are blessed with volunteers who will manage sport and rec. in the Shire - please ensure the facilities are provided and properly maintained to maximise participation.
69	Please upgrade the Pigeon Ponds Tennis courts, the playing surface is terrible



Responses	
70	I would really like to see an improvement in the facilities at Melville Oval for women - especially for woman and children - which there are plenty of at the netball every week for almost half the year at Melville Oval
71	Please make an effort to improve our services - we have a great deal of people using the facilities - or at least keen to - but you have to provide what the community wants - what's the point otherwise - you'll just continue to lose money.
72	Please consider air conditioning for the basketball
73	If shire can't provide facilities e.g. rehab pool exercise equipment then provide free travel to Hamilton to use HILAC. Outdoor exercise equipment in Coleraine has been provided by community money but we still wait and watch for the green light to use it. Several months after installation it is appalling that we need to wait for seemingly minor details to be completed.
74	Could be much better!
75	More drinking fountains and water bottle taps around in recreational facilities
76	Development plans for walking and cycling tracks. Plan for upgraded outdoor swimming pool.
77	Get the roads right first!! Disgrace!!!
78	I'm very thankful for the grants that have been provided to the Hamilton Motorcycle Club over the last few years. Especially the grant that went towards the watering system which made the facility one of the best in the state. I hope the shire continues to support the club as it improves even more over time. I would however like more effort be put into the track around lake Hamilton. I run the lake weekly and the track could do with some work so that I am less likely to injure myself.
79	Goal posts at Tarrington Rec Reserve Footy at Tarrington
80	Improve the Tarrington club rooms and Tarrington walking track
81	We are very lucky to have such great facilities within our community. Especially indoor heated pool. Although Hamilton Golf Club is not owned by Shire it is a great attraction to our town and probably brings in more regular visitors than people probably realise.
82	Listen to what the sporting clubs are after. It's hard to make a facility to suit every sport. Individual sports have different needs, and financial ability
83	Running/walking tracks on the lake, grangeburn and wetlands still not repaired since floods. Band aid solution not enough, the tracks can get accident prone for users especially after heavy rain and dry conditions.
84	As a mum I agree with my daughters answers. Pedrina park could be a great sporting facility, however it is currently in very poor condition. The lack of any spectator shelter at the hockey pitch makes watching a winter sport very difficult and no change rooms makes the trip home cold and usually wet for players.
85	By not having easily accessible change rooms, or amenities at the hockey field results in a much lower participation than what would occur with this facilities installed onsite in the hockey complex. There is no current change rooms as player do travel from out of town and the toilets that are accessible are too far away and have no lighting to reach during night games.
86	Do not seal the Lake Hamilton walking track. A sealed track is tough on my legs and will stop me jogging. The track was sealed in the 1990s and because of the reactive soil underneath the seal was cracked uneven and dangerous. The activism to seal it is because of the lack of maintenance/repair since the 2016 flood. Support amateur sport in preference to sports that pay players.
87	We are encouraged to engage in physical activities, lose weight & get our children outdoors, yet our facilities have been left decaying since the floods of 2016. We lose players when they can't participate due to incompetence. You happily spend a lot of money on administration and red tape, and all you are doing is hindering progress. BE the shire that has the best facilities, that makes all participants welcome, not fighting tooth & nail to have a single thing upgraded or made to look inviting
88	I spend a lot of time at the skate park in Hamilton with my young children. It requires more maintenance to remove leaves from the skate surface. The are a serious OHS issue for the skaters.
89	Disc Golf is a fast growing sport with established clubs and facilities all over the country including Melbourne, Geelong, Cobram & Mount Gambier just to name a few. I have personally recognised Lake Hamilton as having the potential to be an ideal location for a high standard disc golf course suitable to host top level ADG tour events. As President & founder of Mount Gambier Disc Golf I can attest to the many advantages disc golf presents. Low installation costs, hardly any ongoing maintenance requirements, extremely affordable to play and suitable for all ages, fitness levels and abilities. Activates locals, attracts tourists and feeds economy through hosting of tour events. Our committee has had discussions of trips to Lake Hamilton and the possibility of running come n try days across western Victoria. With Geelong and Melbourne Disc Golf communities being some of the biggest and most proactive in Australia, a course in



Responses	
	the Hamilton region would attract their interest greatly.
	Only too happy offer more information, sincerely Ryan Nicholson M.G.D.G President. ryann78@outlook.com
90	Some grants for families who cannot participate due to socioeconomic circumstances.
91	A dog friendly recreational area would help promote social interaction between people of all different demographics, encouraging unstructured recreation.
92	We are fortunate to have such an incredible amount of quality sporting options in our town but the toilets at Pedrina Park are an absolute disgrace and embarrassment.
93	Please finish up the basketball ring at Patterson park The rocks from the old tennis caught make it slippery and when it rains mud collects under the ring It's been very half done for over a year now
94	The big large ex kitset kitchen shed is perfect for indoor netball and tennis cricket complex.
95	Fit 55s is an excellent program keeping us fit healthy & happy. Please continue to subsidises it.
96	Being a regular runner around the lake I believe having a sealed running/walking track would improve the usability of the lake drastically. I would be able to take the kids on their bikes/scooters/rollerblades more easily while running. It would also mean that during winter the puddles and cracks in the track due to the weather wouldn't occur. Sometimes the grass around the lake also needs more attention. Part from that we are still very lucky to have that facility (a good size running/walking loop) in Hamilton.
97	My main priority would be an upgrade to the facilities at Melville Oval to attract elite level football
98	Love parkrun!
99	We have many great facilities in Sth Grampians shire but it is very disappointing to see the deterioration of the Digby/Rd wetlands surrounds due to lack of any maintenance. Rubbish accumulating in the water bodies is disappointing, disgusting and embarrassing not just for locals but also for those who travelled to the area, volunteered their time and anticipated the recreational aspects of this created wetland would be valued and maintained by the Shire well into the future.
100	It would be great if we didn't have to pick up dogshit at Pedrina and Mitchell Parks before activities begin. Pesky dog owners. There could be additional seating at Mitchell Park, not everyone gets first car row with a view. Some seating near the clubhouse would suffice. Trying to obtain keys for Pedrina Park canteen/toilet area needs a specific procedure and for it to be sent to all schools, it was very difficult for those running the canteen to access the facilities on a combined sports day. More toilets needed at Pedrina Park - think Monivae (500ish students) Female loos - girls, parents and teachers all using 3 cubicles. No one empties rubbish on sports day, no refills of toilet paper, hand towel, nowhere to dispose of sanitary items, nowhere to refill drink bottles, except the toilet washbasin ... Skatepark - there are issues with the gaps in the concrete and scooter wheels getting stuck in them - our family has stopped using it. We also got sick of sweeping it ourselves. Coleraine skatepark - the mural (is fantastic) however the painted steps create an illusion of a drop in when approaching from the Western end. Everyone got bloodied up once!
101	Update toilets at padrina park
102	Update Melville oval....it's embarrassing and dysfunctional
103	I was very happy with the Glenthompson outdoor swimming pool this season. Thank you to the SGS for the upgrades, cleanliness, and availability for the residents of Glenthompson.
104	The netball courts at Melville oval are in desperate need of updating!!! That are slippery, they are on a lean, the have holes where the water sits and there is definitely not enough seating area for spectators. This really needs to be improved as other towns experience this and it leaves a bad rep in Hamilton as a whole.
105	As well as helping the community become fitter and healthier, I think renovations in the future should be completed by Hamilton companies, so the town can benefit in another way.
106	for the small area, its pretty good in terms of available fitness centres and programs to get involved and engaged in
107	It'd be great to have a play/activity space for kids that are not engaged by traditional sports. Eg. trampoline or indoor climbing centre.



Responses	
108	Lakeside adventure playground- would be wonderful if there was another toddler swing. Also could do with some shade.
109	Update pedrina park. The soccer club has no shelter or seating or change rooms. People come after work and from other towns and have now place to change. Often playing in rain and cold and forced to drive home.in wet clothing
110	Melville Oval is a beautiful ground but has inadequate facilities provided for netballers. During the season we have to continually clean the courts throughout the day due to the leaves. With enormous efforts from the club we cannot remove all and then this becomes a higher risk for injuries. We cannot provide club rooms facilities close to the courts for both teams which becomes very annoying as all other Hampdom teams provided wonderful facilities. The overall set up to play netball on Melville is not ideal as coaches, scores, timekeepers and umpires should be working all from the sidelines not the baseline we currently have to do.
111	Need a badminton association in Hamilton as my daughters who are state level players have to travel for training and tournaments
112	Better netball facilities at Melville oval would be wonderful
113	Please try to upgrade the netball courts!
114	Melville oval needs a major upgrade as playing in a higher competition. It should be the show case of the town
115	Better courts for netball. More shade for Pedrina Park. Better cricket nets at Pedrina Park.
116	Melville oval facilities for the club and netball in particular need urgent attention - in a town this size it's disappointing the standard of the toilets we have to use is appalling and embarrassing when people from outside our shire come to use them. We don't have change room facilities near the courts and the courts themselves pose such a hazard being extremely slippery when the leaves drop from the overhanging trees. We need to be showcasing our town with decent facilities.
117	We are blessed in the number of grounds and the allowance that affords is to not share facilities, unfortunately we do not share well and this leads to conflict. Perhaps along with any improvements we could look at education for our clubs surrounding more usage means more maintenance and upkeep and also governance so that we have educated clubs working WITH shire staff instead of expecting them to bend over backwards for us. Surely everyone working together will see us prosper?



Appendix 5 - Club / Organisation Survey - List of Improvements at Facilities

Facility	Improvements
Aquatic Club Room	<ul style="list-style-type: none"> • Need locks on windows. • Air-conditioning. • Mouse proof oven.
Balmoral Recreation Reserve	<ul style="list-style-type: none"> • Upgraded change rooms and social facilities. Need female. • Umpires change room. • Improved kitchen area. • Improve netball courts.
Dunkeld Recreation Reserve	<ul style="list-style-type: none"> • Football change rooms/showers. • Oval lighting.
Glenthompson Recreation Reserve	<ul style="list-style-type: none"> • Football change rooms.
HILAC	<ul style="list-style-type: none"> • More spectator seating around courts. • Basketball ring on court 4 needs fixing or replacing. • Fire escape needed for upstairs meeting room. • Court 1 grandstand rail unsafe. • Healthier/more affordable food options. • Dirty and untidy.
Hamilton Recreation Reserve	<ul style="list-style-type: none"> • Repair rabbit holes in ground surface.
Hamilton Showgrounds	<ul style="list-style-type: none"> • Repaint clubrooms.
Harrow Recreation Reserve (West Wimmera Shire)	<ul style="list-style-type: none"> • Improved change rooms and netball courts.
Hughan Park, Hamilton	<ul style="list-style-type: none"> • Access to event through toilets.
Lake Hamilton	<ul style="list-style-type: none"> • Make more accessible, deepen, widen, not at competition standard for rowing. • Track around lake needs drainage improvements. • Bridge is dangerous particularly in winter with dew and black ice.
Pedrina Park, Hamilton	<ul style="list-style-type: none"> • Pitch is good, rest of facilities are poor. • Improve canteen facilities. • Nets behind goals and scoreboard. • Change rooms and referees rooms required for soccer pitch. • Improve accessibility to toilet facilities from soccer pitch. • Long term soccer pitch drainage needs improvements. • New netball courts. • PP1 Oval: <ul style="list-style-type: none"> - Shade. - Improved maintenance of playing surface. • PP2 Oval - Clem Young Oval: <ul style="list-style-type: none"> - More shade or shelter. - Improved playing surface. • PP3 Oval <ul style="list-style-type: none"> - Improved playing surface, no shade or shelter.
Melville Oval, Hamilton	<ul style="list-style-type: none"> • Improve compliancy of netball courts. • Provide coaches boxes at courts. • Female friendly change facilities. • Updated public toilets and spectator facilities. • Compliant kitchen facilities.
Other facilities	<ul style="list-style-type: none"> • Lack of female change rooms for players and umpires.



Appendix 6 - Club / Organisation Survey - Future Improvements and Capital Works Projects

Venue	Project	Funding	Proposed Year/s
Lake Hamilton	Install temporary slalom course	Total - \$2,000 Club - \$2,000	
	Shed extension	Total - \$2.5 million	2025-2030
Pedrina Park	Clubrooms including toilets and change rooms	Club - \$100,000 Council - \$100,000 Grants - \$150,000	ASAP
	Verandas facing Clem Young Oval and PP1	Total - \$30,000 Club - \$15,000 Council - \$15,000	2021
	Extend cricket practice nets from 2 to 3 nets	Total - \$10,000 Club - \$5,000 Council - \$5,000	2020
	Irrigation	Total - \$50,000 Council - \$50,000	2018/2019
	Soccer/Hockey change rooms and club rooms	Total - \$500,000 (to be revised) Club - 30,000 Council - To be determined World Games Facilities Fund	2018/2019
	Revised & improved drainage	Total - \$50,000 - \$200,000 World Games Facility Fund	2021/2022
	New multipurpose courts		
Dunkeld Recreation Reserve	Improved Football change room and showers	Total - \$50,000 Club - \$5,000 Council - \$0	
	Oval Lights	Quote not yet received	
Melville Oval	Netball Courts	Total - \$150,000 Council - \$150,000	2018
	Goal posts and net replacement	Total - \$15,000 Council - \$15,000	2018
Balmoral Recreation Reserve	New community centre and upgraded change room facilities	Total - \$945,000 Club - \$372,500 Council - \$100,000 Better Building Regions Federal Grant - \$472,500	2018/2019
	Playground facilities	Total - \$60,000 Club - \$15,000 Council - \$15,000 State Government - \$30,000	2020/2021
	Upgrade lighting	Total - \$100,000 Club - \$25,000 Council - \$25,000 Sport and Rec Victoria	2021/2022
	Balmoral Community Complex	Total - \$800,000 Club - \$45,000	2019
Hamilton Showground	Painting of Umpires clubrooms		



Appendix 7 - Club and Organisation Survey Additional Comments

Comments	
1	<p>clean up around lakes edge then we may look at improving the actual waterway.</p> <p>Lake just needs a decent mow and cleanup to improve access to lakes edge. Some of the buoys need repositioning but pending on marine rules. The weed is a ongoing problem.</p>
2	We are interested in working with Council regarding court maintenance and improvements
3	<p>Lack of shelter, only shed openly faces the weather</p> <p>Lack of female/Male change rooms</p> <p>Lack of adequate toilet facilities</p> <p>Lack of access for disabled people</p> <p>Lack of power to run a canteen</p> <p>Lack of lock up storage</p>
4	Our club is not part of any facility or site. We just need or use public areas and arrange to use businesses, schools, hospital, by request from us. See copy of our new program covering the months of May to August.
5	Currently as a split home venue club we find it very hard to obtain grants. Which in turn means we have to work even harder (exploiting our volunteers) to raise funds to try to improve the facilities to make it attractive to people to be apart of our club. I have already sought advise from SGSC and look forward to working with SGSC to improve the way Glenthompson Dunkeld Football Netball Club can improve their success in grant applications.
6	<p>The main things are;</p> <ul style="list-style-type: none"> * extra seating required around the b'ball courts for spectators (including elderly grandparents) * safety of grandstand rail on court 1 (a young child could fall through/slip under the rail) * fire escape needed for upstairs meeting room * doors/entry into pool via toilets need to be safer for children/child proof
7	As a cricket club we field 4 senior mens sides plus 3 junior boys plus 2 junior girls sides. Our clubrooms are aging but generally sound. Our playing surfaces & practice wickets are slowly deteriorating due to lack of maintenance & sometimes vandalism. Our club is fully run by volunteers. We are looking at extending & improving our practice nets from 2 nets to 3. The deterioration in our playing surfaces is largely a hangover from when the new soccer & hockey fields were installed. Our 3rd oval PP3 was moved and costs were cut. Clem Young Oval & PP1 had to endure a lot more traffic on them (football & cricket) during this time. We were promised a like for like replacement of PP3 when it was relocated. Due to costs cutting in earthworks and watering systems, we ended up with our 3rd oval being well below a suitable playing standard. We also had good shade and a table & seating for scoreres etc. we have none of this now!!! We are still trying to recover from that stuff up. The soil on PP3 is very poor and the good top soil that was there previously (before relocation) is most likely at the bottom of the mound of dirt that now sits to the North East of PP3. The top soil on both the soccer field and PP3 was an absolute disgrace immediately after the soccer field and the hockey pitch were installed. We are still trying to recover from that. We had minimal usage of PP3 and had games moved to other venues last season because Council staff did not start watering PP3 until after Christmas. For example, we had good spring rains and ovals were looking good into November. Sprinklers were in a poor state of repair and were not fixed up by council in a timely manner, despite several requests from our club volunteers. By the time they stepped up watering after Christmas there was a lot of die back of grasses on our ovals. There is a general lack of resources allocated to maintenance at Pedrina Park. We believe the allocated hours are not always spent at Pedrina Park by Shire staff. It is not their fault, they are time poor and spread thinly.
8	<p>Club facility will be 40 years old this year - with little to no maintenance completed by council during this time.</p> <p>The current toilet block sewer needs review.</p> <p>Due to vandalism issues we continue to ask for better lighting and locks on the club rooms</p> <p>We are also interested in the current bouy layout - why is the ski access at the bottom of hensley park road where the weeds grow?</p> <p>We would like to speak with council on further growth of the facility over the next 10+ years</p>



Comments	
9	<p>The growth of soccer as a sport is increasing across Victoria and will also increase in Hamilton all be it at a slower rate. The key requirement at this stage is for female friendly change rooms and referee change room facilities plus new public toilets for visitors at Pedrina Park. This development is in current discussion with SGSC.</p> <p>In future, there is a significant and untapped potential to develop a Futsal competition in Hamilton that uses the good quality indoor facilities. However, such a development will need assistance in accessing indoor court time during evenings that are currently dominated by Basketball. Such a development could also open the doors for a sports tourism events involving a futsal competitions. The soccer club would be interested in developing this opportunity in the future as another avenue for the community to participate in soccer.</p>
10	<p>Upgrading facilities is a huge commitment by the community to secure future participation of many sporting groups for the next 50+ years.</p> <p>Council financial support is gratefully accepted, but support from the whole council including the regulatory side of council will be most helpful to see this project come to fruition.</p>
11	<p>We would ideally like an athletics track in the Shire to be used for our quality training sessions. This facility could be used for Little Athletics and other clubs in the Shire as well.</p> <p>The lake track needs the track to be fixed as it has major drainage issues in the winter and wet weather. The track is dangerous at the Spillway area where you have to use the road leading into the car park and there is not a specific walking track in that area for when the spillway is overflowing. The bridge is far too slippery in the cold weather.</p> <p>Lighting around Lake Hamilton would be a huge drawcard if we could get that as well.</p>
12	<p>While there is redevelopment plans in progress at our Balmoral facility we would have liked to have had more correspondence with the Shire as to the requirements of our clubs needs as the major user through out the project and not just at the start.</p> <p>If this project does not start by the end of 2018 we as a club would like to look at redeveloping our club rooms and change areas to suit our existing needs, as these areas have been deemed some of the worst in the state through the AFL Victoria Facility Audit and our Harrow rooms being the worst.</p> <p>Our club is willing to help financially and with in kind works to make this happen asap, as our clubs committee believes it is not getting a venue of a suitable standard.</p>
13	<p>18months waiting for user agreement</p> <p>Broken promises by Hilac to members in our club ,</p> <p>Members of HOSC are treated a poorly by staff at Hilac and don't take into account that the children are paying entry to Hilac / hosp</p> <p>And also paying lane hire.</p> <p>They are presently training outside SV safe child program.</p> <p>Our club would like to be treat as clients not a hinder .</p>
14	<p>Generally pretty good. At times the surface of the oval we use at Pedrina park could be improved, eg Rabbit holes after summer.</p> <p>Access to public toilets is a problem as volunteers need to clean them after use on a Saturday morning</p>



Appendix 8 - School Survey Additional Comments

	Comment
1	Coleraine's sporting and recreation amenities are in desperate need to restoration and repair. Since flooding in 2016 occurred, the football, netball, tennis, cricket, lawn bowls and walking track facilities have been unattended and have deteriorated significantly - to the point where local volunteer groups have held working bees to get facilities to a standard that the children can use them, but often this is a stop gap fix.



Appendix 9 - List of Representatives - Consultations and Interviews

Organisation	Name	Position
Clubs, Committees of Management and Community Groups		
AFL Victoria	Jock Whiting	
Balmoral Bowling Club	Tom Simons	Secretary / CCO
	Cheryl Trotman	Member
Balmoral Golf Club	Cheryl Trotman	Member
Cavendish Recreation Reserve	Jamie Baulch	
Coleraine Bowling Croquet Club	Alan Templeton	President
	Bruce Armstrong	Board Member
Coleraine Cricket Club	Denis Waldron	Secretary
	Tim Brody	President
Coleraine Football Netball Club	Ashley Lambert	President
	Doug Milton	
	Hamish Robertson	
Coleraine Hockey Club	Lynn Brown	Secretary
	Margaret Hergazez	Treasurer
Coleraine Recreation Reserve Committee of Management	Louis Grinham	Oval Representative
	Steven Cooper	President
	Narelle Ness	Secretary
	Barbara Waldron-Hunter	Committee
	Sally Warnock	Community Representative
	Leigh Peterson	Hockey Representative
Coleraine Tennis Club	Ashley Lambert	President
Hamilton Aquatic Club	Keven Quinn	Secretary
	Warren Butcher	
Hamilton Basketball Association	Carla Mayfield	President
Hamilton Rowing Club	Stephen Millard	President
	Ashley Quinsey	Captain / Coach
Hamilton Soccer Club	Julie Pickering	
	Ben Terrell	
St Andrews Cricket Club	Scott Keatley	Secretary
	Craig Dimond	
The Hamilton And Alexandra College	Simon Ross	Coach
Vitality at HILAC	Mardi Gill	Owner Manager
Community & Health Sector		
Dunkeld Senior Citizens	Barb Guinea	
	Beryl Gordon	
	Christine Scott	
Hamilton Senior Citizens	Val Heffernan	Treasurer
	Alex McErvale	
Hamilton Walkers	Tom Trimnell	
Penshurst Senior Citizens	Margaret Brown	
	Helen Brown	
	Margaret Eales	
Senior Citizens	Fran Barber	Committee
Southern Grampians PCP	Clinton Thomas	Project Officer
	Ebony Jenkins	GenR8 Change
South West Sport	Michael Nech	CEO
Winda-Mara	Briana Picken	Co-ordinator
Government		
Department of Environment, Land, Water & Planning	Richard Wadsworth	State wide Recreation & Tourism Co-ordinator
	Robert Morris	Regional Co-ordinator Grampians (Ballarat)
GWMWater	Bernie Dunn	Co-ordinator Water Resources and Recreation Strategy
Sport and Recreation Victoria	Erika Gee-Kot	Manager, Sport and Recreation, Barwon South West Region



Organisation	Name	Position
State Sporting Associations / Peak Bodies		
AFL Victoria Western District	Kate Williamson	Region General Manager
Hockey Victoria	Andrew Skillern	Chief Executive Officer
Netball Victoria	Mel Taylor	Western Region Manager
South West Academy of Sport	Nic Kaiser	Chief Executive Officer
Selected Neighbouring LGAs		
Ararat Rural City Council	Matthew Simpson	Recreation & Community Development Officer
Horsham Rural City Council	Mandy Kirsopp	Recreation Project officer Horsham Shire
Glenelg Shire Council		
Moynes Shire Council	Jacque Anderton	Manager Recreation & Community Development
Northern Grampians Shire Council	Tony Dark	Coordinator Recreation & Childrens Services
Warrnambool City Council	Kim White	Recreation and Youth Services Manager
Southern Grampians Shire Council		
Councillors		
	Cr Mary-Ann Brown (Mayor)	
	Cr Albert Calvano	
	Cr Colin Dunkley	
	Cr Greg McAdam	
	Cr Katrina Rainsford	
	Cr Chris Sharples (Deputy Mayor)	
Council Officers		
	Michael Tudball	Chief Executive Officer
	Evelyn Arnold	Director Community and Corporate Services
	Michael McCarthy	Director Shire Futures
	Michael Moloney	Director Shire Infrastructure
	Darren Barber	Manager Organisational Development
	Stacey Barnes	Events Marketing & Development
	Carolyn Byrne	Community Services Co-ordinator
	Jason Cay	Finance Co-ordinator
	Jane Coshutt	Community Engagement Co-ordinator / Rural Access
	Wendy Gallagher	Team Leader Home Support Services
	Brett Holmes	Depot
	Hugh Koch	Manager Economic Development & Tourism
	Mary McArthur	Visitor Services
	Cate McDonald	Recreation Operations Officer
	Ian McLean	Building Maintenance
	Mike Matthews	Parks & Gardens
	Susanne Milne	Manager Community & Leisure Services
	Jason Mulley	Parks & Gardens
	Lachy Patterson	Manager Community Relations
	Pauline Porter	Environmental Health Officer
	Mike Shanahan	Health & Safety Officer
	Melanie Starr	Manager Recreation
	Dale Tonkinson	Biodiversity Officer
	Jackie Wilson	Team Leader Leisure Services
	Kara Winderlich	Team Leader Risk Management
Project Reference Group		
	Ashley Quinsey	Hamilton Rowing Club and South West Sports
	Ralph Behrendt	Hamilton Soccer Club President
	Mick Leeming	Balmoral Recreation Reserve Committee of Management President
	Narelle Frichot	Hamilton Running Club, Hamilton Parkrun
	Susannah Milne	Manager Community & Leisure Services
	Melanie Starr	Manager Recreation



Appendix 10 - New and More Facilities - Youth Cafés

New and More Facilities Suggested Youth Cafés		
Another basketball stadium	Gym for Coleraine	Outdoor basketball courts (2)
Athletics track	Gym in Branhholme	Paper plane centre
Balmoral - turf tennis court & squash court	Gymnastics centre (bigger)	Playgrounds and open areas
Balmoral air strip	Hockey change & club rooms at Pedrina Park	Rock wall
Baseball	Ice skating	Roller skating (3)
Better fishing areas (2)	Indoor hockey pitch	Rugby pitch
Big rock climbing	Indoor netball courts (2)	Running track
Bike track (2)	Indoor skate park	Safe places to park bikes
BMX Track	Lights in toilets at Pedrina Park	Segway tracks or bikes to hire
Build a gym in Balmoral	Maze / stairs / flying fox	Skate park
Chill out places like The HUB	Mini golf	Soccer fields
Circus school	More / better netball courts (3)	Ten pin bowling (4)
Dodgeball	More fish in Rocklands Reservoir	Tennis
Dodging karts (2)	More rest spots	Trampoline park (2)
Drinking taps with dog bowls at bottom	More walking tracks	Two hockey pitches
Fitness arcade	Motor cross track for Balmoral	Upgrade cycling track to Tarrington
Football ovals	Mountain bike track	Upgrade motorbike track
Gaga pit (2)	New sports courts	Virtual Reality course
Gaming arcade	Ninja Warrior	Wrestling centre



Appendix 11 - AFL Victoria Membership Trends - Southern Grampians Shire

